EXHIBIT C
PROGRAM and SCHEMATIC DESIGN CONCEPTS

REQUEST FOR QUALIFICATIONS

PART A: PRE-CONSTRUCTION SERVICES (Design-Assist) and
PART B: CONSTRUCTION SERVICES (Construction Management at Risk)

Learning Lab
University of Louisiana Lafayette - South Campus
Lafayette, Louisiana
Project No. 19-640-23-04, F.19002506

January 7, 2026

December 22, 2025

Amy Petersen, Architect
PROJECT MANAGER

FACILITY PLANNING AND CONTROL
BRANDYWINE BUILDING 3
825 KALISTE SALOOM ROAD, SUITE 211
LAFAYETTE, LA 70508

Re: Final Revised Program Submission, Learning Lab University of Louisiana Lafayette
19-640-23-04 F.19002506

Amy,
Please see the attached revised final program submittal for your review and approval. Included are the following documents.

1. Revised Phase Transmittal
2. Revised program spreadsheets
3. Revised Statement of Probable Cost Form
4. Revised Schedule
5. Project Milestone Outline Letter
6. FP&C Time Schedule Form

If you have any questions, please let us know. Thanks

Sincerely,



Steven Domingue
attachments Revised program package
cc: Scott Hebert, Ernest Ashurst, Raleigh Sullivan, Tony Plascencia, Eric Crozier, Andre Simon

AQ Studios

AQTeam.com

337.235.8016
115 East Main St
Lafayette, LA
70501

504.524.4375
1100 Poydras St
Suite 3550
New Orleans, LA
70163

Facility Planning & Control

DESIGN PHASE TRANSMITTAL

In account with (Design Professional):
AQ Studios, LLC / Pfluger Architects Inc., AJV
115 East Main Street
Lafayette LA 70501

Telephone No.: (337) 235-8016

Project Name & Location:
Learning Lab
University of Louisiana at Lafayette - South Campus
Lafayette Louisiana

Proj. No. 19-640-23-04 WBS No. F.19002506
Project Manager: Amy Petersen

DESIGN PHASE SUBMITTAL

Note: Check one (1) only, as applicable.

- ☑ Program Completion
- ☐ Schematic Design
- ☐ Design Development
- ☐ Construction Documents

Materials Transmitted

- ☑ Time Schedule
- ☑ Completed Program
- ☐ Schematic Drawings
- ☐ Outline Specs.
- ☐ Code Analysis
- ☐ Energy Analysis
- ☑ Statement of Probable Cost
- ☐ Design Develop. Drawing
- ☐ Design Development Specs.
- ☐ Design Calculations
- ☐ Const. Documents Drawings
- ☐ Construction Documents Specs.
- ☐ Bid Documents
- ☐ Fire Marshal
- ☐ Div. of Health
- ☐ Ofc. of Telecom.
- ☐ Bid Recommendation
- ☐ Previously Reviewed Documents

CERTIFICATION OF PHASE COMPLETION

The signature below specifically certifies the following. (All boxes must be checked for the submittal to be complete.)

- ☑ *The submittals for this phase have been prepared by me or under my direct supervision.*
- ☑ *The applicable phase is complete and that all aspects of the project have been coordinated and checked.*
- ☐ *I have reviewed the site, property and Topographic Surveys, Soils Reports and any other special services provided.*
- ☐ *Regulatory Agencies have been contacted as well as suppliers of utilities.*
- ☐ *Documents comply with the Public Bid Law, including R.S. 38:2290-2296. ("Closed Specifications")*
- ☐ *I, or my consultants, have copies of, or ready access to, all standard specifications referenced in the documents and know their contents, purpose and application to this project.*
- ☐ *For Construction Document Phase Only: An interdisciplinary coordination review of all Construction Documents has been performed and review documentation has been provided.*

Designer's Signature & date

date: 12/22/25

copies provided to:



Designer's Professional Seal



December 2025

UNIVERSITY of LOUISIANA LAFAYETTE

UL Learning Lab

Program

AQ STUDIOS ARCHITECTURE

pfluger



Program

The program serves as the foundation, comprising the essential building blocks that will shape the new lab school.

UL LAB LOWER ELEMENTARY SCHOOL

December 21, 2025

Program Spaces		Totals Capacity Staff	TS	Stud.		Net Area NSF
01.00.000	Academics	31	31	720		45,400
02.00.000	Media Center	4	2	0		4,580
03.00.000	Science & Technology	6	10	0		10,740
04.00.000	Performing & Fine Arts	6	6	0		8,780
05.00.000	Physical Education	3	3	0		14,010
06.00.000	Food Service	6	0	0		6,715
07.00.000	Administration	34	1	0		9,765
08.00.000	Support & Plant Services	1	0	0		1,850
	Total Teaching Stations	**91**	**53**	**720**	TOTAL NET AREA	**101,840**
					Total Net Unassignable(Grossing)	**34%**
					TOTAL GROSS AREA	**136,466**

THEORETICAL MAXIMUM CAPACITY		**720**
FUNCTIONAL CAPACITY	90.0%	**648**
AVG # OF STUDENTS PER TEACHNG STATION		**14**
SF/STUDENT		**190**

CONSTRUCTION BUDGET — $47,000,000

Budget to Program Alignment

RENOVATION	COST PER SF	$250	***AREA (SF)***	**64,831**
			Subtotal	$16,207,750
NEW CONSTRUCTION	COST PER SF	$430	***AREA (SF)***	**71,610**
			Subtotal	$30,792,250

TOTAL TARGET AREA	**136,441**
Difference between total Target Area & programmed Gross Area	**-25**

Planning Phase

SPACE PROGRAM

UL LEARNING LAB SCHOOL

Sunday, December 21, 2025

Academics

		Capacity			Density	Unit Area	Quantity	Net Area	NOTES
		Staff	TS	St.	SF/Pers.	NSF		NSF	
01.01.000	General Academics - Primary School			312				12,990	
01.01.001	Pre-K Classroom (PK 3 + PK 4)	2	2	40	45	900	2	1,800	
01.01.002	Restroom	0	0	0		65	2	130	
01.01.003	Kindergarten Classroom	2	2	40	45	900	2	1,800	
01.01.004	Restroom	0	0	0		65	2	130	
01.01.005	1st Grade Classroom	2	2	40	45	900	2	1,800	
01.01.006	Restroom	0	0	0		65	2	130	
01.01.007	2nd Grade Classroom	2	2	48	38	900	2	1,800	
01.01.008	3rd Grade Classroom	2	2	48	38	900	2	1,800	
01.01.009	4th Grade Classroom	2	2	48	38	900	2	1,800	
01.01.010	5th Grade Classroom	2	2	48	38	900	2	1,800	
01.02.000	General Academics - Secondary School			336				12,600	
01.02.001	6th Grade Classroom	2	2	48	38	900	2	1,800	
01.02.002	7th Grade Classroom	2	2	48	38	900	2	1,800	
01.02.003	8th Grade Classroom	2	2	48	38	900	2	1,800	
01.02.004	9th Grade Classroom	2	2	48	38	900	2	1,800	
01.02.005	10th Grade Classroom	2	2	48	38	900	2	1,800	
01.02.006	11th Grade Classroom	2	2	48	38	900	2	1,800	
01.02.007	12th Grade Classroom	2	2	48	38	900	2	1,800	
01.03.000	Academic Support - Primary School			48				7,900	
01.03.001	Grade Level Storage	0	0	0		100	7	700	
01.03.002	Teacher Candidate Classroom	2	2	48	33	800	2	1,600	
01.03.003	Learning Commons / Observation Studios	0	0	0		700	7	4,900	
01.03.004	Pullout Meeting Rooms	0	0	0		100	7	700	for 1 to 4 people.
01.04.000	Academic Support - Secondary School			24				7,100	
01.04.001	Grade Level Storage	0	0	0		100	7	700	
01.04.002	Teacher Candidate Classroom	1	1	24	33	800	1	800	
01.04.003	Learning Commons / Observation Studios	0	0	0		700	7	4,900	
01.04.004	Pullout Meeting Rooms	0	0	0		100	7	700	for 1 to 4 people.
01.05.000	General Support			0				1,610	
01.05.005	Student Group Restroom - Primary	0	0	0		150	2	300	
01.05.006	Individual User Restroom - Primary	0	0	0		150	1	150	
01.05.007	Student Group Restroom - Secondary	0	0	0		150	4	600	
01.05.008	Individual User Restroom - Secondary	0	0	0		150	2	300	
01.05.009	Custodian Closets	0	0	0		65	4	260	
01.06.000	Building Support			0				3,200	
01.06.001	Mechanical	0	0	0		600	4	2,400	
01.06.002	Electrical	0	0	0		100	4	400	
01.06.003	IDF	0	0	0		100	4	400	
Academics Subtotals		31	31	720				**45,400**	

UL LEARNING LAB SCHOOL

Media Center

		Capacity			Density	Unit Area	Quantity	Net Area	NOTES
		Staff	TS	St.	SF/Pers.	NSF		NSF	
	Total Student Capacity			*660*					*Library to be use for Primary + Secondary School. Design to allow flexibility to open after hours while maintaining the rest of the school secured . Library to be design with Story telling areas through out- 1) Campfires suited for large groups; storytelling. 2) Watering Hole for small group snaking, 3)Caves, Independent Study*
	TEA Guidelines (for reference)								
	Min Size for 500-2,000 Students								
	Students up to 500			*500*		*3,000*			
	Students over 500			*160*	*3*	*480*			
	Minimum SF required for this program					***3,480***			
	Breakdown of space								
	Collections (Stacks, Computers, Online References)				*45%*	*1,566*	*45%*		
	Reading (Instructional Space, Reference, Ind. Study)				*30%*	*1,044*	*30%*		
	Ancillary (Office, workroom, A/V, Storage, etc)				*25%*	*870*	*25%*		
02.01.000	Collections						1	2,000	
02.01.001	Stack Area Primary	0	0	25	32	800	1	800	Library to be hybrid. Ability to close
02.01.002	Stack Area Secondary	0	0	25	32	800	1	800	Library to be hybrid. Ability to close
02.01.003	Circulation Desk	1	0	0		200	1	200	Storytelling / Circulation desk
02.01.004	Genius Bar	0	0	0		200	1	200	Apple Store Inspired
02.02.000	Reading						1	2,000	
02.02.001	Reading / Instruction ("Clean Lab")	1	1	25	40	1,000	1	1,000	Presentations / robotics / tutoring
02.02.002	Storage	0	0	0		100	1	100	Storage for student projects in process
02.02.003	Individual Study	0	0	0		100	3	300	Open nooks + small study rooms
02.02.004	Broadcast / Recording	1	1	10	40	400	1	400	Stop motion, Podcast, acting..
02.02.005	Editing Booth	0	0	0		100	1	100	1 to 4 people
02.02.006	Sound booth	0	0	0		100	1	100	1 to 4 people
02.03.000	Ancillary						1	580	
02.03.001	Office	1	0	0		100	1	100	2 Librarian office
02.03.002	Workroom	0	0	0		150	1	150	
02.03.003	Materials & Equipment	0	0	0		100	1	100	Tech. + Robotics sets (about 14)
02.03.004	Book Room	0	0	0		100	1	100	
02.03.005	Student Restroom	0	0	0		65	2	130	
02.03.006	Staff Restroom	0	0	0		65	0	0	
Media Center Subtotals		4	2	85				**4,580**	

UL LEARNING LAB SCHOOL

Science & Technology

		Capacity			Density	Unit Area	Quantity	Net Area	NOTES
		Staff	TS	St.	SF/Pers.	NSF		NSF	
03.01.000	Innovation Labs							10,740	
03.01.001	Dirty Lab (Primary School)	1	1	24	50	1,200	1	1,200	Users proposed reductions from 1,450sf to 1,000sf. Design team proposes 1,200 sf
03.01.002	Storage	0	0	0		100	1	100	
03.01.003	Science Lab MS	1	2	48	25	1,200	1	1,200	Users proposed reductions from 1,600 sf to 1,000sf. Design team proposes 1,200 sf to keep 50sf per students
03.01.004	Prep- Room / Storage	0	0	0		100	1	100	
03.01.005	Science Classroom HS	0	0	0		800	2	1,600	Both classroom to connect to Science Lab
03.01.006	Science Lab HS	1	2	48	33	1,600	1	1,600	Science Lab to be in-between Science Classrooms
03.01.007	Prep- Room / Storage	0	0	0		100	1	100	
03.01.008	Engineering / Maker Space	1	2	24	50	1,200	1	1,200	
03.01.009	Storage	0	0	0		100	1	100	
03.01.010	Lab Garage - Woodshop	1	2	24	67	1,600	1	1,600	Design similar to girlsgarage.org/
03.01.011	Storage	0	0	0		100	1	100	
03.01.012	Culinary / Teaching Kitchen	1	1	24	67	1,600	1	1,600	
03.01.013	Laundry	0	0	0		80	1	80	
03.01.014	Pantry	0	0	0		80	1	80	
03.01.015	Equipment Storage	0	0	0		80	1	80	
Science & Technology Subtotals		6	10	192				**10,740**	

Fine Arts

		Capacity			Density	Unit Area	Quantity	Net Area	NOTES
		Staff	TS	St.	SF/Pers.	NSF		NSF	
04.01.000	Visual Arts						1	2,700	
04.01.001	Art Studio (Primary School)	1	1	24	50	1,200	1	1,200	
04.01.002	Storage	0	0	0		100	1	100	
04.01.003	Art Studio (Secondary School)	1	1	24	50	1,200	1	1,200	
04.01.004	Kiln Room	0	0	0		100	1	100	Kiln can be on the outside
04.01.005	Storage	0	0	0		100	1	100	
04.02.000	Performing Arts / Music						1	4,380	
04.02.001	Pk-5 Music Room	1	1	25	40	1,000	1	1,000	PK-5 music room (students would attend music classes 2-3 times a week)
04.02.002	Instrument Storage	0	0	0		80	1	80	
04.02.003	Music Hall	1	1	50	36	1,800	1	1,800	
04.02.004	Instrument Storage	0	0	0		100	1	100	
04.02.005	Practice Rooms	0	0	0		100	3	300	
04.02.006	Percussion / Choir Hall	1	1	30	33	1,000	1	1,000	
04.02.007	Choir Storage	0	0	0		100	1	100	
04.03.000	Drama						1	1,700	
04.03.001	Black Box Theatre	1	1	25	64	1,600	1	1,600	Small 50-100 Audience.
04.03.002	Storage	0	0	0		100	1	100	
Fine Arts Subtotals		6	6	178				**8,780**	

Physical Education

		Capacity			Density	Unit Area	Quantity	Net Area	NOTES
		Staff	TS	St.	SF/Pers.	NSF		NSF	
05.01.000	Physical Education						1	12,700	
05.01.001	Multi-Purpose Room (Primary School)	1	1	48	73	3,500	1	3,500	Size Considered for 2 Classes. Direct exterior access
05.01.002	PE Storage	0	0	0		100	1	100	
05.01.003	PE Office	0	0	0		100	1	100	
05.01.004	Gymnasium (Secondary School)	1	1	72	86	6,200	1	6,200	Considers a 84x50 court w 6ft buffer on the ends, 8ft on the sides. No spectator seating. Include Volleyball Sleeves
05.01.005	Gym Storage	0	0	0		200	1	200	
05.01.006	PE Office	0	0	0		100	1	100	
05.01.007	Primary School Outdoor Storage	0	0	0		100	0	0	with Climate control
05.01.008	Secondary School Outdoor Storage	0	0	0		100	1	100	with Climate control
05.01.009	Weightroom / Wellness Room	1	1	24	100	2,400	1	2,400	100SF per kid per NSCA; Reduce or Move to P2
05.02.000	Physical Education Support - Primary School						1	195	
05.02.001	Student Restroom	0	0	0		65	1	65	
05.02.002	Staff Restroom	0	0	0		65	1	65	
05.02.003	Custodian Closet	0	0	0		65	1	65	
05.03.000	Physical Education Support - Secondary School						1	1,115	
05.03.001	Boys Locker room	0	0	0		250	1	250	
05.03.002	Restrooms	0	0	0		200	1	200	1 Shower
05.03.003	Girls Locker room	0	0	0		250	1	250	
05.03.004	Restrooms	0	0	0		200	1	200	1 Shower
05.03.005	Coaches RR and Showers	0	0	0		150	1	150	
05.03.006	Custodian Closet	0	0	0		65	1	65	
Athletics Subtotals		3	3	144				**14,010**	

Food Service

		Capacity			Density	Unit Area	Quantity	Net Area	NOTES
		Staff	TS	St.	SF/Pers.	NSF		NSF	
06.01.000	Sustainability-Focused Dining / Auditorium							3,650	
06.01.001	Dining Room / Auditorium	0	0	220	15	3,400	1	3,400	for all grade levels K-12
06.01.002	Table & Chair Storage	0	0	0		250	1	250	
06.02.000	Kitchen							2,500	
06.02.001	Kitchen / Serving	6	0	0		2,500	1	2,500	
06.03.000	Food Service Support							565	
06.03.001	Student Restroom	0	0	0		150	2	300	Can be shared with nearby toilets
06.03.002	Mechanical	0	0	0		200	1	200	
06.03.003	Custodian Closet	0	0	0		65	1	65	
Cafeteria Subtotals		6	0	220				**6,715**	

SPACE PROGRAM

UL LEARNING LAB SCHOOL

Sunday, December 21, 2025

Administration

		Capacity			Density	Unit Area	Quantity	Net Area	NOTES
		Staff	TS	St.	SF/Pers.	NSF		NSF	
07.01.000	**Central Administration**							3,290	
07.01.001	Secure Vestibule / Waiting	0	0	0		500	1	500	
07.01.002	Reception Area	1	0	0		300	1	300	
07.01.003	Director of School (Principal)	1	0	0		180	1	180	
07.01.004	Small Offices	5	0	0		100	5	500	
07.01.005	Operations Leader	1	0	0		150	1	150	
07.01.006	Learner Support Office (Special Ed)	1	0	0		150	1	150	
07.01.007	Director of Finance/ Enrollment/ Assessment	1	0	0		150	1	150	
07.01.008	Conference Room	0	0	0		300	1	300	
07.01.009	Faculty Breakroom	0	0	0		400	1	400	Could be combined w Main Fac Collaboration.
07.01.010	Small Workroom / Printing	0	0	0		100	1	100	
07.01.011	Testing Material	0	0	0		100	1	100	
07.01.012	Vault/Records	0	0	0		150	1	150	
07.01.013	Admin Storage	0	0	0		80	1	80	
07.01.014	School Police Office	1	0	0		100	1	100	
07.01.015	Staff Restroom	0	0	0		65	2	130	
07.02.000	**Counseling Services**							900	
07.02.001	Counseling Center / Collaboration / Waiting	0	0	0		250	1	250	
07.02.002	Conference Room	0	0	0		250	1	250	
07.02.003	Counselor Offices	2	0	0		150	2	300	
07.02.004	Record Storage	0	0	0		100	1	100	
07.03.000	**Health & Wellness Services**							610	
07.03.001	Clinic / Nurse / Waiting / Cot	1	0	0		300	1	300	
07.03.002	Restroom (w/ shower)	0	0	0		65	1	65	
07.03.003	Isolation Room	0	0	0		90	1	90	
07.03.004	Nurse Office	0	0	0		80	1	80	
07.03.005	Storage	0	0	0		75	1	75	
07.04.000	**Teacher Work Center**							2,600	
07.04.001	Main Faculty Collaboration	0	0	0		1,000	1	1,000	Detached from admin. To serve as faculty dining
07.04.002	Central Workroom	0	0	0		400	1	400	Part of Main Fac Collab
07.04.003	Faculty Workroom / PLC	0	0	0		600	2	1,200	Planning, Breakroom +Outdoor connection
07.05.000	**Institute for Education Research & innovation**							1,300	
07.05.001	Private Offices	5	0	0		100	5	500	Create 5 small 100 sq ft offices. A Hub For Educational Research, Innovation, & Policy Advocacy.
07.05.002	Meeting Room	0	0	0		200	1	200	
07.05.003	Open Collaboration	0	0	0		600	1	600	
07.06.000	**Wilderness Adventure**							800	
07.06.001	Meeting Space	1	1	24	33	800	1	800	A space to dry out / store backpacks, tents, sleeping bags, etc. Also, this space can provide a meeting space for outdoor adventure activities
07.06.002	Storage	0	0	0		100	0	0	
07.07.000	**Building Support**							265	
07.07.001	Electrical	0	0	0		100	1	100	
07.07.002	Technology (IDF)	0	0	0		100	1	100	
07.07.003	Custodian Closet	0	0	0		65	1	65	
Administration Subtotals		34	1	24				**9,765**	

SPACE PROGRAM

UL LEARNING LAB SCHOOL

Sunday, December 21, 2025

Support		Capacity			Density	Unit Area	Quantity	Net Area	NOTES
		Staff	TS	St.	SF/Pers.	NSF		NSF	
08.01.000	General Building Support							750	
08.01.001	Head Custodian Office	1	0	0		100	1	100	
08.01.002	Central Custodial Storage	0	0	0		250	1	250	
08.01.003	Receiving / General Storage	0	0	0		200	1	200	
08.01.004	Technology (MDF)	0	0	0		200	1	200	
08.02.000	Central Plant							1,100	
08.02.001	Central Boiler / Pump Room	0	0	0		800	1	800	
08.02.002	Main Electrical	0	0	0		200	1	200	
08.02.003	Sprinkler Riser/Fire Pump	0	0	0		100	1	100	
Building Support Subtotals		1	0	0				**1,850**	



Schedule & Budget

Facility Planning & Control
STATEMENT OF PROBABLE COST

DATE: 12/22/25

PROJECT: Learning Lab - University of Louisiana at Lafayette

PROJECT NO: 19-640-23-04, F.19002506 WBS NO: _____

LOCATION: Lafayette, Louisiana

DESIGN PROFESSIONAL: AQ Studios / Pfluger

TOTAL NEW AREA BEING CONSTRUCTED: 64,831 sq. ft.

TOTAL EXISTING AREA BEING RENOVATED: 71,610 sq. ft.

PROJECT PHASE: Programming A F C: $47,000,000

			PER CENT	AMOUNT
DIVISION	1	General Requirements	11.8%	$5,546,000
DIVISION	2	Existing Conditions	0.3%	$136,000
DIVISION	3	Concrete	5.4%	$2,548,000
DIVISION	4	Masonry	4.0%	$1,880,000
DIVISION	5	Metals	8.7%	$4,100,000
DIVISION	6	Woods and Plastics	0.7%	$334,000
DIVISION	7	Thermal & Moisture Protection	6.0%	$2,820,000
DIVISION	8	Openings	7.0%	$3,280,000
DIVISION	9	Finishes	3.4%	$1,608,000
DIVISION	10	Specialties	2.0%	$940,000
DIVISION	11	Equipment	0.0%	-
DIVISION	12	Furnishings	0%	-
DIVISION	13	Special Construction	3.2%	$1,500,000
DIVISION	14	Conveying Equipment	0%	-
DIVISION	21	Fire Suppression	1.4%	$668,000
DIVISION	22	Plumbing	6.9%	$3,228,000
DIVISION	23	Heating, Ventilating & Air Conditioning	16.3%	$7,656,000
DIVISION	26	Electrical	12.0%	$5,640,000
DIVISION	27	Communications	1.7%	$784,000
DIVISION	31	Earthwork	2.1%	$980,000
DIVISION	32	Exterior Improvements	5.7%	$2,684,000
DIVISION	☑	33 - Utilities	1.4%	$668,000
DIVISION	☐	_____	_____	_____

TOTAL CONSTRUCTION COST OF BASE BID 100% $47,000,000

ALTERNATES:

NUMBER 1 _____ _____

NUMBER 2 _____ _____

NUMBER 3 _____ _____

TOTAL CONSTRUCTION COST (BASE BID AND ALTERNATES) $47,000,000

ESTIMATED COST OF TESTING LABORATORY SERVICES TBD
CD Phase only. Attach scope of services.

The foregoing includes the most common divisions of the CSI 49 Division Format. Others may be added as required.

STUDIOS
ARCHITECTURE

Review Time
Design
Permit/Bidding/Contract
Construction
CMAR

REVISED ON:
12/18/2025

UL Learning Lab

Project Design Schedule

	Nov-25				Dec-25					Jan-26				Feb-26				Mar-26					Apr-26				May-26				Jun-26					Jul-26				Aug-26					Sep-26				Oct-26	
27	3	10	17	24	1	8	15	22	29	5	12	19	26	2	9	16	23	2	9	16	23	30	6	13	20	27	4	11	18	25	1	8	15	22	29	6	13	20	27	3	10	17	24	31	7	14	21	28	5	12
RE-PROGRAM - 7 WEEKS																																																
								REVIEW																																											
RE-SD - 6 WEEKS																																																
																			CMAR OPC					REVIEW																										
																														DD - 17 WEEKS																			
																																												CMAR OPC					

OWNER WORKSHOP #2
START 6 WEEK REVIEW
50% OWNER REVIEW MTG
START CMAR SD PRICING
90% OWNER REVIEW MTG
START 6 WEEK REVIEW
25% OWNER REVIEW MTG
75% OWNER REVIEW MTG
START CMAR DD PRICING
90% OWNER REVIEW MTG

STUDIOS
ARCHITECTURE

Review Time
Design
Permit/Bidding/Contract
Construction
CMAR

REVISED ON:
12/18/2025

UL Learning Lab

Project Design Schedule

Nov-26						Dec-26					Jan-27				Feb-27				Mar-27					Apr-27				May-27					Jun-27				Jul-27				Aug-27				
19	26	2	9	16	23	30	7	14	21	28	4	11	18	25	1	8	15	22	1	8	15	22	29	5	12	19	26	3	10	17	24	31	7	14	21	28	5	12	19	26	2	9	16	23	30
REVIEW																																												
CD - 27 WEEKS																																												
																																CMAR OPC				REVIEW								

START 6 WEEK REVIEW
CURRENT CONTRACT END
25% OWNER REVIEW MTG
75% OWNER REVIEW MTG
START CMAR CD PRICING
90% OWNER REVIEW MTG
CMAR FINAL GMP
START 6 WEEK REVIEW
REVISED CONTRACT END

Project Milestone Outline

UL Learning Lab

SCHEMATIC DESIGN

50% Owner Review Meeting 1:

- Program Block Diagram of Spaces / Propose Preliminary Floor Plans
- Propose Exterior Concept Sketches
- Site Placement Diagrams / Propose Preliminary Site Plan
- End-User Feedback Meeting

90% Owner Review Meeting 2:

- Review final exterior design (options 1 and 2)
- Review final SD plans
- Review OPC
- Review updated schedule

DESIGN DEVELOPMENT

25% Owner Review Meeting 1:

- Materials/Finishes Meeting 1
- Updated interior rendering concepts
- Review updated plan revisions based on SD feedback
- Review exterior design based on SD feedback
- Review initial selection of Mechanical, Electrical, and Plumbing systems and cut sheet/selections
- Review initial security/access control plan

75% Owner Review Meeting 2:

- Review updated plans and reflected ceiling plans
- Review updated site plans
- Final interior finish selections meeting
- Final interior renderings based on final selection
- End-User Feedback Meeting

90% Owner Review Meeting 3:

- Review equipment matrix and FF&E plan
- Final DD architectural plan flip
- Final DD site plan flip
- Final DD MEP plan flip
- Final DD Civil plan flip

CONSTRUCTION DOCUMENTS

- (not yet in contract)

AQ Studios

AQTeam.com

337.235.8016
115 East Main St
Lafayette, LA
70501

504.524.4375
1100 Poydras St
Suite 3550
New Orleans, LA
70163

Date Prepared: 12/22/2025

Time Schedule

Project Name	UL at Lafayette Learning Lab
User	University of Louisiana at Lafayette
Location	Lafayette, Louisiana
Project & WBS No.	19-640-23-04, F.19002506
Date of Pre-Design Conference	4/8/2024
Original Design Contract Time	450 Days (Per Exhibit "A")
Total Number of Design Days	300 days
Owner/CMAR Review Days	150 days (Per Exhibit "A")

PHASE SUBMITTAL	Design Orig Due Date	Design Days Extended	Revised Due Date	Owner/CMAR Review Days
Program Completion			12/22/2025	28 CMAR / 42 Owner
100% Schematic Design			4/13/2026	28 CMAR / 42 Owner
100% Design Development			10/19/2026	28 CMAR / 42 Owner
60% Construction Documents	N.I.C.	N.I.C.	N.I.C.	N.I.C.
90% Construction Documents	N.I.C.	N.I.C.	N.I.C.	N.I.C.
100% Construction Documents	N.I.C.	N.I.C.	N.I.C.	N.I.C.

NOTE: *This form is to be completed and submitted with the minutes of the Pre-Design Conference and with each subsequent Design Phase Submittal.*

AQ STUDIOS ARCHITECTURE

pfluger

UNIVERSITY OF LOUISIANA AT LAFAYETTE - LEARNING LAB

SCHEMATIC DESIGN PACKAGE - DESIGN OPTION A

JULY 29, 2025



OWNER PROJECT #: 19-640-23-04, F.19002506
AQ STUDIOS PROJECT #: 23063
PFLUGER PROJECT #: 24-048

AQ STUDIOS ARCHITECTURE

pfluger

AQ Studios | Pfluger, AJV
115 E Main St.
Lafayette, LA 70501
337.235.8016

CONSULTANTS

CIVIL
RONKARTZ-DESTRIECHER
19199 DULLES DR
LAFAYETTE, LA 70506

STRUCTURAL
FOX-NESBIT ENGINEERING, LLC
9100 BLUEBONNET CENTER BLVD. #301
BATON ROUGE, LA 70809

MEP
ASSOCIATED DESIGN GROUP
3909 W. CONGRESS ST, #201
LAFAYETTE, LA 70506

OWNER
STATE OF LOUISIANA FP&C
1201 N. THIRD ST. #7-210
BATON ROUGE, LA 70802

FACILITY
UNIVERSITY OF LOUISIANA AT LAFAYETTE
LAFAYETTE, LA

UNIVERSITY of LOUISIANA LAFAYETTE

LOUISIANA DIVISION OF ADMINISTRATION

KEY PLAN

Schematic Design - Not for Construction

NO.	DESCRIPTION	DATE

NOT FOR REGULATORY APPROVAL, PERMITTING, OR CONSTRUCTION
29 JUL 2025

UNIVERSITY OF LOUISIANA AT LAFAYETTE - LEARNING LAB

TITLE SHEET

COPYRIGHT 2025 AQ STUDIOS

AQ STUDIOS PROJECT NUMBER	23063
DATE	7/29/2025
DRAWN BY	Author
CHECKED BY	Checker

G0.00A

Scale

Autodesk Docs://23063 - State of Louisiana UL Learning Lab/RVT25 (ACC)/AQ_23063_UL LEARNING LAB_NEW SITE_RVT25.rvt

7/31/2025 5:01:06 PM

VICINITY MAP



GRAPHIC SYMBOLS

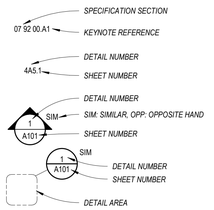

ARCHITECTURAL KEYNOTE

TYPICAL REFERENCE NUMBER

SECTION OR DETAIL REFERENCE

DETAIL REFERENCE

DOOR MARK AND NUMBER

WINDOW MARK AND NUMBER

PARTITION REFERENCE LARGE AND SMALL

EXISTING SPOT ELEVATION

NEW SPOT ELEVATION

INTERIOR ELEVATION

EXTERIOR ELEVATION

ABBREVIATIONS:

R.O.	ROUGH OPENING
M.O.	MASONRY OPENING
VIF	VERIFY IN FIELD
VOJ	VERIFY ON JOB
SIM	SIMILAR
OH	OPPOSITE HAND
TYP	TYPICAL
CL	CENTERLINE

KEYNOTE SYSTEM USED IN THIS SET OF DOCUMENTS:

1. THE KEYNOTING SYSTEM USED ON THESE DRAWINGS IS USED FOR MATERIAL REFERENCES AND NOTES. REFER TO THE SYMBOLS LEGEND FOR INFORMATION WHICH RELATES TO EACH KEYNOTE SYMBOL ON THE DRAWINGS.
2. EACH KEYNOTE SYMBOL CONSISTS OF A 6-DIGIT NUMBER WHICH CORRELATES TO THE 'NEAREST' SPECIFICATION SECTION WHICH GENERALLY COVERS THE ITEM WHICH IS REFERENCED AND A LETTER/SUFFIX. SOMETIMES, THE SPECIFICATION SECTION WILL BE A GENERALIZED APPROXIMATION OF THE ITEM'S LOCATION IN THE SPECIFICATION, FOLLOWED BY TRAILING ZEROES WHICH MAY OR MAY NOT CORRESPOND TO A PARTICULAR SECTION. THE LETTER-NUMBER SUFFIX DOES NOT RELATE TO ANY CORRESPONDING REFERENCE IN THE SPECIFICATION.
3. KEYNOTES ARE DEFINED ON EACH SHEET WHERE KEYNOTES RESIDE IN A KEYNOTE SCHEDULE, TYPICALLY LOCATED IN THE UPPER RIGHT-HAND CORNER OF EACH SHEET.
4. THE ORGANIZATION OF THE KEYNOTING SYSTEM ON THESE DRAWINGS ALONG WITH THE SPECIFICATIONS SECTIONS NUMBERING SYSTEM SHALL NOT CONTROL THE CONTRACTOR IN DIVIDING THE WORK AMONG SUBCONTRACTORS OR IN ESTABLISHING THE EXTENT OF WORK TO BE PERFORMED BY ANY TRADE.

PROJECT DESCRIPTION

PHASE ONE OF THE UNIVERSITY OF LOUISIANA AT LAFAYETTE LEARNING LAB CONSISTS OF THE CONSTRUCTION OF A NEW PRIMARY AND SECONDARY LAB SCHOOL INCLUDING GRADE LEVELS FROM PRE-K THROUGH 8TH GRADE AS WELL AS TEACHER CANDIDATES FROM THE UNIVERSITY. THE SCHOOL GENERALLY CONSISTS OF PARTIAL RENOVATION OF THE EXISTING BUILDING ON SITE FOR THE SECONDARY SCHOOL, AND AN ADDITION / NEW CONSTRUCTION OF THE PRIMARY SCHOOL WITH SHARED SPACES FOR BOTH. GENERAL PROGRAM FOR THE RENOVATION PORTION CONSISTS OF CLASSROOMS FOR 6TH THROUGH 8TH GRADE AND TEACHER CANDIDATES, SCIENCE LAB, ADMINISTRATIVE OFFICES, MULTIPURPOSE GYM, AND SUPPORT SPACES. GENERAL PROGRAM FOR THE NEW CONSTRUCTION CONSISTS OF CLASSROOMS FOR PRE-K THROUGH 5TH GRADE AND TEACHER CANDIDATES, MEDIA CENTER, DIRTY LAB, KITCHEN / DINING AREA, MUSIC ROOM, ADMINISTRATIVE OFFICES, AND SUPPORT SPACES.

PROJECT DIRECTORY

PROJECT ADDRESS

646 CAJUNDOME BLVD
LAFAYETTE, LA 70506

OWNER

STATE OF LOUISIANA DIVISION OF ADMINISTRATION
FACILITY: UNIVERSITY OF LOUISIANA AT LAFAYETTE

PROJECT CONTACT PERSON(S)

AMY PETERSEN, PROJECT MANAGER, FACILITY PLANNING AND CONTROL
PHONE: 337-262-5826

ARCHITECT

AQ STUDIOS / PFLUGER, AJV
115 E MAIN STREET
LAFAYETTE, LA 70501
PHONE: 337-235-8016

ARCHITECT'S CONTACT PERSON

STEVEN DOMINGUE, PROJECT MANAGER
STEVEN@AQTEAM.COM
PH: (337) 852-2385, (337) 235-8016

MECHANICAL AND ELECTRICAL ENGINEER

ASSOCIATED DESIGN GROUP
3909 W. CONGRESS ST. #201
LAFAYETTE, LA, 70506
PHONE: 337-234-5710

STRUCTURAL ENGINEER

FOX-NESBIT ENGINEERING, LLC
9100 BLUEBONNET CENTER BLVD. #301
BATON ROUGE, LA. 70809
PHONE: 504-500-9640

CIVIL ENGINEER

RONKARTZ-OESTRIECHER
19198 DULLES DR.
LAFAYETTE, LA 70506
PHONE: 337-991-9290

PROJECT GENERAL NOTES

THE FOLLOWING NOTES ARE PROVIDED AS A GENERAL SYNOPSIS OF WORK ASSOCIATED WITH THESE CONTRACT DOCUMENTS:

WORK IN SCOPE:

1. WORK IS AS INDICATED IN THESE DRAWINGS AND ACCOMPANYING SPECIFICATIONS AND PROVIDED SECTIONS OF PREVIOUSLY COMPLETED DAMAGE ASSESSMENT REPORTS.
2. ALL EXTERIOR AND INTERIOR AREAS NOT INVOLVED IN THE SCOPE OF WORK SHALL BE KEPT CLEAN AND FREE OF OBSTRUCTIONS AT ALL TIMES. IF REQUIRED BY OWNER ERECT TEMPORARY BARRIERS INCLUSIVE OF BARRICADES AND WARNING SIGNS DIVERTING AND WARNING THE BUILDING USERS AND THE GENERAL PUBLIC OF DEMOLITION AND CONSTRUCTION WORK.
3. REFER TO ADDITIONAL INFORMATION AS PROVIDED OR INDICATED IN THE ADVERTISEMENT FOR BID.
4. WORK ASSOCIATED WITH THE WORK WILL INVOLVE THE MOVEMENT, IN SOME CASES THE CATALOGUING AND MOVEMENT, AND REPLACEMENT OF FFE ITEMS. REFER TO THE CONTRACT DOCUMENTS FOR A FURTHER DESCRIPTION OF THESE REQUIRED SERVICES THAT WILL BE UNDER THE GENERAL CONTRACTOR'S SCOPE.
5. REFER TO THE DEMOLITION NOTES THIS SHEET ON INFORMATION WHICH MAY INCLUDE HAZARDOUS MATERIALS.

WORK NOT INCLUDED OR BY OTHERS:

1. WORK DOES NOT INCLUDE DESIGN CHANGES OR PLAN CHANGES UNLESS SPECIFICALLY IDENTIFIED IN THESE DOCUMENTS. THE INTENT IS TO REPAIR OR REPLACE THE EXISTING COMPONENTS OR SYSTEMS WITH LIKE COMPONENTS OR SYSTEMS AS MAY BE APPROPRIATE OR REQUIRED BY CODE. NOTE THAT THERE MAY BE UPGRADES DUE TO BUILDING CODE OR MITIGATION MEASURES.
2. SITE WORK OUTSIDE OF THE IMMEDIATE 5' LINE OF THE BUILDING'S PERIMETER IS EXCLUDED FROM THIS CONTRACT, UNLESS SPECIFICALLY NOTED OTHERWISE IN THESE CONTRACT DOCUMENTS.
3. ANY WORK SPECIFICALLY IDENTIFIED IN A PARTICULAR BUILDING AREA NOTED AS NOT IN SCOPE OR NOT IN CONTRACT.

GENERAL:

1. THESE NOTES SHALL NOT BE CONSTRUED AS ALTERING ANY REQUIREMENT OF THE GENERAL CONDITIONS OF THE CONTRACT FOR CONSTRUCTION, AND ARE PROVIDED HERE TO HELP CLARIFY THE ROLE, PURPOSE, AND IMPORTANCE OF THE DOCUMENTS PROVIDED.
2. ALL WORK DESCRIBED HEREIN IS INTENDED TO BE PERFORMED IN STRICT ACCORDANCE WITH ALL LAWS, CODES, AND ORDINANCES IN FORCE. INTERPRETATIONS THAT DEVIATE FROM ARE TO BE APPROVED IN WRITING BY AUTHORITIES HAVING JURISDICTION. NOTIFY THE ARCHITECT IMMEDIATELY OF ANY OBSERVED NON-COMPLIANT CONDITIONS.
3. THESE DOCUMENTS REPRESENT THE DESIGN INTENT FOR THE SUBJECT CONSTRUCTION AND ARE NOT INTENDED TO BE A COMPLETE SET OF INSTRUCTIONS ON HOW TO CONSTRUCT A BUILDING PROJECT. IN THE EVENT OF A DISCREPANCY IN ANY PORTION OF THE CONTRACT DOCUMENTS, THE MORE SPECIFIC AND MORE DETAILED DESCRIPTIVE INFORMATION WILL TAKE PRECEDENCE OVER THE GENERAL AND LESS DETAILED DESCRIPTION. IN THE CASE OF DOUBT, THE CONTRACTOR SHALL ASSUME THAT THE OWNER INTENDS THAT THE MORE COMPLETE AND/OR MORE EXPENSIVE METHOD, SYSTEM OR PROCESS IS REQUIRED.
4. THE DESIGN INTENT OF THE CONTRACT DOCUMENTS IS TO INCLUDE ALL ITEMS NECESSARY FOR COMPLETE AND FULLY FUNCTIONAL INSTALLATION OF PRODUCTS AND SYSTEMS IDENTIFIED. ONLY ITEMS SPECIFICALLY INDICATED AS "BY OTHERS" OR "OWNER INSTALLED" MAY BE EXCLUDED FROM SCOPE.
5. THESE DRAWINGS SHALL BE TAKEN AS A PART OF THE ENTIRE PROJECT DESIGN INFORMATION, AND SHALL BE USED IN CONJUNCTION WITH THE PROJECT SPECIFICATIONS, REFERENCE DOCUMENTS, PERFORMANCE SPECIFICATIONS, AND ANY OWNER-SUPPLIED CRITERIA TO CONVEY THE REQUIREMENTS OF THE DESIGN. ANYTHING MENTIONED IN ONE POTION OF THE DOCUMENTS (I.E. THE SPECIFICATIONS) AND NOT SHOWN ON ANOTHER (I.E. THE DRAWINGS), OR SHOWN IN THE DRAWINGS BUT NOT IN THE SPECIFICATIONS SHALL BE INTERPRETED AS BEING IN BOTH. SPECIFIC INFORMATION SHALL TAKE PRECEDENCE OVER LESS SPECIFIC INFORMATION, REGARDLESS OF ITS LOCATION. THE COST OF SUCH COMPLETE SYSTEM OR ASSEMBLY SHALL BE INCLUDED WITHIN THE CONTRACT AMOUNT.
6. THE CONTRACTOR SHALL PLAN HIS WORK AND NOTIFY THE ARCHITECT OF ANY DISCREPANCY IN THE DOCUMENTATION PRIOR TO PROCEEDING WITH THE WORK. THE CONTRACTOR SHALL BE RESPONSIBLE FOR ALL MATERIALS AND METHODS REQUIRED TO CONSTRUCT THE PROJECT IN COMPLIANCE WITH THE DESIGN INTENT. THE DESIGN TEAM AND OWNER DOES NOT DICTATE THOSE METHODS, ONLY INTENT.
7. THE CONTRACTOR SHALL IN ALL CASES PROVIDE FOR AND ENFORCE A SAFE, CLEAN, AND WORKMANLIKE JOBSITE AND APPLY CONSTRUCTION INDUSTRY STANDARD BEST PRACTICES OR "BETTER" TO ALL CONSTRUCTION AND RELATED ACTIVITIES IN PERFORMANCE OF HIS RESPONSIBILITIES AND THOSE OF HIS SUBCONTRACTORS. HOWEVER, THE WORK ITSELF SHALL CONFORM TO THE INTENT OF THE CONTRACT DOCUMENTS, NOT NECESSARILY TO "COMMON PRACTICE" OR PERFORMANCE ON PREVIOUS PROJECTS.
8. ALL PROJECT COMMUNICATIONS SHALL BE FORMALIZED IN WRITING. NOTE THAT INFORMAL TEXT MESSAGING OR OTHER COMMUNICATIONS ON MOBILE DEVICES SHALL NOT CONSTITUTE "FORMALIZED IN WRITING."
9. THE CONTRACTOR SHALL REVIEW AND DEMONSTRATE UNDERSTANDING OF THE DESIGN INTENT DEPICTED HERE THROUGH SUBMITTAL OF REQUESTED PROJECT COORDINATION DRAWINGS, SAMPLES, MATERIALS, PRODUCT DATA, MOCK-UPS, AND OTHER REQUESTED COMMUNICATIONS.
10. PERFORM THE WORK AT THE PROJECT SITE DURING THE OWNER'S NORMAL BUSINESS HOURS, UNLESS OTHERWISE NOTED. OCCUPANTS WITHIN AND ADJACENT TO THE PROJECT SHALL CONTINUE UNINTERRUPTED OCCUPANCY DURING CONSTRUCTION OF THE PROJECT UNLESS COORDINATED IN ADVANCE. COORDINATE ALL LOGISTICS WITH OWNER, THROUGH THE ARCHITECT.
11. VERIFY FIELD CONDITIONS FOR COORDINATION WITH THE PROJECT DOCUMENTS PRIOR TO PROCEEDING WITH THE WORK. NOTIFY THE ARCHITECT OF ANY DISCREPANCIES.
12. COORDINATE THE WORK WITH ANY EQUIPMENT, FURNISHINGS, AND SYSTEMS PRESENTED BY THE OWNER/ARCHITECT FOR IMPLEMENTATION PRIOR TO OR DURING CONSTRUCTION.
13. AT THE END OF THE LIEN PERIOD, PAYMENT SHALL BE APPROVED FOR ALL PUNCH LIST ITEMS COMPLETED AT THAT TIME. AFTER THAT PAYMENT, NONE OF THE REMAINING FUNDS SHALL BE DUE THE CONTRACTOR UNTIL ALL PUNCH LIST ITEMS ARE COMPLETED AND ARE ACCEPTED BY THE ARCHITECT AND OWNER. IF THE DOLLAR VALUE OF THE PUNCH LIST EXCEEDS THE AMOUNT OF FUNDS, LESS THE RETAINAGE AMOUNT, IN THE REMAINING BALANCE OF THE CONTRACT, THEN THE PROJECT SHALL NOT BE ACCEPTED AS SUBSTANTIALLY COMPLETE. IF THE FUNDS REMAINING ARE LESS THAN THAT REQUIRED TO COMPLETE THE WORK, THE CONTRACTOR SHALL REIMBURSE THE OWNER THE DIFFERENCE.

DEFINITIONS:

1. "TYPICAL" OR "TYP" INDICATES AN IDENTICAL COMPLETE SYSTEM SHALL BE PROVIDED FOR ALL OCCURRENCES OF THE CONDITION NOTED.
2. "SIMILAR" OR "SIM" INDICATES COMPLETE SYSTEM AND COMPONENTS SHALL BE PROVIDED COMPARABLE TO THE CHARACTERISTICS OF THE DESIGN INTENT FOR THE CONDITION NOTED. SOME MODIFICATIONS MAY BE REQUIRED.
3. "AS REQUIRED" OR "AS REQ' INDICATES THAT COMPONENTS REQUIRED TO COMPLETE THE NOTED SYSTEM AS INDICATED IN THE PROJECT DOCUMENTS SHALL BE PROVIDED.
4. "ALIGN" INDICATES ACCURATELY PROVIDE FINISH FACES OF MATERIALS IN STRAIGHT, TRUE, AND PLUMB RELATION TO ADJACENT MATERIALS.
5. "ABOVE FINISHED FLOOR" OR "AFF" INDICATES A PLUMB MEASUREMENT TO THE NEAREST ADJACENT FLOOR SURFACE OF THE PROPOSED COMPLETED WORK.
6. "VERIFY" OR "VOJ" INDICATES THAT CONDITIONS SHOWN MUST BE VERIFIED ON THE JOBSITE TO DETERMINE WHETHER THE INDICATED CONDITION IS ACCURATE. NOTIFY THE ARCHITECT OF ANY DISCREPANCY OR CHANGES IN THE WORK REQUIRED BY VARYING SITE CONDITIONS.
7. "VARIES" INDICATES THAT THE NOTED CONDITION MAY DIFFER FROM ONE LOCATION TO THE NEXT. CONFIRM CONDITIONS WITH OTHER DOCUMENTATION.

DIMENSIONS:

1. DIMENSIONS SHOWN ON THE DRAWINGS SHALL INDICATE THE INTENDED SIZE, CLEARANCE, AND DIMENSIONAL RELATIONSHIP BETWEEN PROJECT SYSTEMS AND COMPONENTS.
2. DIMENSIONS SHALL NOT BE DETERMINED BY SCALING THE DRAWINGS.
3. NOTIFY THE ARCHITECT OF ANY DIMENSIONAL DISCREPANCY PRIOR TO PROCEEDING WITH THE WORK.
4. DIMENSIONS ARE INDICATED TO THE CENTERLINE OF THE STRUCTURAL GRID, FACE OF CONCRETE, FACE OF PARTITION STUD STRUCTURE AS INDICATED UNLESS OTHERWISE NOTED. FLOOR ELEVATIONS ARE INDICATED TO THE FACE OF THE STRUCTURAL SLAB, UNLESS OTHERWISE NOTED.
5. VERTICAL DIMENSIONS ARE INDICATED FROM THE FLOOR ELEVATION TO FACE OF FINISHED MATERIAL AT THE DIMENSION POINT, UNLESS NOTED "AFF", MEANING ABOVE FINISH FLOOR.
6. DIMENSIONS INDICATING "CLEAR" SHALL INDICATE THE MINIMUM DISTANCE REQUIRED FROM FINISH FACE TO FINISH FACE.
7. "ALIGN" SHALL REQUIRE THAT THE FINISH FACE AND/OR INDICATED SURFACES SHALL BE IN THE SAME PLANE. ALIGNMENT OF PARTITIONS AND FINISHES SHALL BE STRAIGHT, TRUE & PLUMB.
8. THE PRIORITY FOR PROJECT DIMENSIONS SHALL BE IN THE FOLLOWING ORDER:
   1) MINIMUM DIMENSION FOR BARRIER FREE ACCESSIBLE CLEARANCE & BUILDING CODE.
   2) DIMENSIONS MARKED "CLEAR"
   3) ALL OTHER DIMENSIONS

NOTIFY ARCHITECT OF ANY DIMENSIONAL DISCREPANCY, ESPECIALLY AS RELATED TO STRUCTURAL AND LIFE-SAFETY FEATURES OF THE PROJECT.

AQ STUDIOS
ARCHITECTURE

pfluger

AQ Studios | Pfluger, AJV
115 E Main St.
Lafayette, LA 70501
337.235.8016

CONSULTANTS

CIVIL
RONKARTZ-OESTRIECHER
19198 DULLES DR
LAFAYETTE, LA 70506

STRUCTURAL
FOX-NESBIT ENGINEERING, LLC
9100 BLUEBONNET CENTER BLVD. #301
BATON ROUGE, LA 70809

MEP
ASSOCIATED DESIGN GROUP
3909 W. CONGRESS ST. #201
LAFAYETTE, LA 70506

OWNER
STATE OF LOUISIANA FP&C
1201 N. THIRD ST. #7-210
BATON ROUGE, LA 70802

FACILITY
UNIVERSITY OF LOUISIANA AT LAFAYETTE
LAFAYETTE, LA

UNIVERSITY of LOUISIANA LAFAYETTE

LOUISIANA DIVISION OF ADMINISTRATION

Schematic Design - Not for Construction

NO.	DESCRIPTION	DATE

NOT FOR REGULATORY APPROVAL, PERMITTING, OR CONSTRUCTION
29 JUL 2025

UNIVERSITY OF LOUISIANA AT LAFAYETTE - LEARNING LAB

COVER SHEET

COPYRIGHT 2025 AQ STUDIOS

AQ STUDIOS PROJECT NUMBER	23063
DATE	7/29/2025
DRAWN BY	Author
CHECKED BY	Checker

G0.01

Scale: As indicated

Autodesk Docs://23063 - State of Louisiana UL Learning Lab RVT25 (ACO)/AQ_23063_UL LEARNING LAB_NEW SITE_RVT25.rvt

8/1/2025 4:26:02 PM



1 RENDERING 1 - DESIGN OPTION A



2 RENDERING 2 - DESIGN OPTION A



3 RENDERING 3 - DESIGN OPTION A



4 RENDERING 4 - DESIGN OPTION A

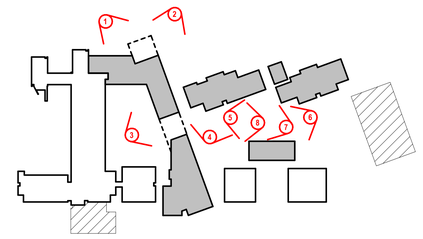

RENDERING KEY PLAN

AQ STUDIOS ARCHITECTURE

pfluger

AQ Studios | Pfluger, AJV
115 E Main St.
Lafayette, LA 70501
337.235.8016

CONSULTANTS

CIVIL
RONKARTZ-OESTRIECHER
19198 DULLES DR
LAFAYETTE, LA 70506

STRUCTURAL
FOX-NESBIT ENGINEERING, LLC
9100 BLUEBONNET CENTER BLVD. #301
BATON ROUGE, LA 70809

MEP
ASSOCIATED DESIGN GROUP
3909 W. CONGRESS ST., #201
LAFAYETTE, LA 70506

OWNER
STATE OF LOUISIANA FP&C
1201 N. THIRD ST. #7-210
BATON ROUGE, LA 70802

FACILITY
UNIVERSITY OF LOUISIANA AT LAFAYETTE
LAFAYETTE, LA

UNIVERSITY of LOUISIANA LAFAYETTE

LOUISIANA DIVISION OF ADMINISTRATION

KEY PLAN

Schematic Design - Not for Construction

NO.	DESCRIPTION	DATE

NOT FOR REGULATORY APPROVAL, PERMITTING, OR CONSTRUCTION
29 JUL 2025

UNIVERSITY OF LOUISIANA AT LAFAYETTE - LEARNING LAB

EXTERIOR RENDERINGS

COPYRIGHT 2025 AQ STUDIOS

AQ STUDIOS PROJECT NUMBER	23063
DATE	7/29/2025
DRAWN BY	Author
CHECKED BY	Checker

G0.02A

Scale: As indicated

Autodesk Docs://23063 - State of Louisiana UL Learning Lab RVT25 (ACC)/AQ_23063_UL LEARNING LAB_NEW SITE_RVT25.rvt

7/31/2025 5:01:09 PM



5 RENDERING 5 - DESIGN OPTION A



6 RENDERING 6 - DESIGN OPTION A



7 RENDERING 7 - DESIGN OPTION A



8 RENDERING 8 - DESIGN OPTION A

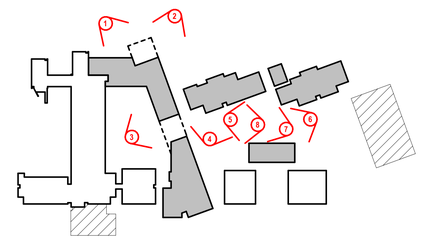

RENDERING KEY PLAN

AQ STUDIOS ARCHITECTURE

pfluger

AQ Studios | Pfluger, AJV
115 E Main St.
Lafayette, LA 70501
337.235.8016

CONSULTANTS

CIVIL
RONKARTZ-OESTRIECHER
19199 DULLES DR
LAFAYETTE, LA 70506

STRUCTURAL
FOX-NESBIT ENGINEERING, LLC
9100 BLUEBONNET CENTER BLVD. #301
BATON ROUGE, LA 70809

MEP
ASSOCIATED DESIGN GROUP
3909 W. CONGRESS ST, #201
LAFAYETTE, LA 70506

OWNER
STATE OF LOUISIANA FP&C
1201 N. THIRD ST. #7-210
BATON ROUGE, LA 70802

FACILITY
UNIVERSITY OF LOUISIANA AT LAFAYETTE
LAFAYETTE, LA

UNIVERSITY of LOUISIANA LAFAYETTE

LOUISIANA DIVISION OF ADMINISTRATION

KEY PLAN

Schematic Design - Not for Construction

NO.	DESCRIPTION	DATE

NOT FOR REGULATORY APPROVAL, PERMITTING, OR CONSTRUCTION
29 JUL 2025

UNIVERSITY OF LOUISIANA AT LAFAYETTE - LEARNING LAB

EXTERIOR RENDERINGS

COPYRIGHT 2025 AQ STUDIOS

AQ STUDIOS PROJECT NUMBER	23063
DATE	7/29/2025
DRAWN BY	Author
CHECKED BY	Checker

G0.03A

Scale: As indicated

Autodesk Docs://23063 - State of Louisiana UL Learning Lab RVT25 (ACO)/AQ_23063_UL LEARNING LAB_NEW SITE_RVT25.rvt

7/31/2025 5:01:19 PM



LIBRARY ENTRANCE



PRIMARY SCHOOL POD



DINING ROOM



SECONDARY SCHOOL POD

AQ STUDIOS ARCHITECTURE

pfluger

AQ Studios | Pfluger, AJV
115 E Main St.
Lafayette, LA 70501
337.235.8016

CONSULTANTS

CIVIL
RONKARTZ-OESTRIECHER
19199 DULLES DR
LAFAYETTE, LA 70506

STRUCTURAL
FOX-NESBIT ENGINEERING, LLC
9100 BLUEBONNET CENTER BLVD. #301
BATON ROUGE, LA 70809

MEP
ASSOCIATED DESIGN GROUP
3909 W. CONGRESS ST, #201
LAFAYETTE, LA 70506

OWNER
STATE OF LOUISIANA FP&C
1201 N. THIRD ST. #7-210
BATON ROUGE, LA 70802

FACILITY
UNIVERSITY OF LOUISIANA AT LAFAYETTE
LAFAYETTE, LA

UNIVERSITY of LOUISIANA LAFAYETTE

LOUISIANA DIVISION OF ADMINISTRATION

KEY PLAN

Schematic Design - Not for Construction

NO.	DESCRIPTION	DATE

NOT FOR REGULATORY APPROVAL, PERMITTING, OR CONSTRUCTION
29 JUL 2025

UL LEARNING LAB - SOUTH CAMPUS

INTERIOR SCHEMATIC RENDERS

COPYRIGHT 2025 AQ STUDIOS

AQ STUDIOS PROJECT NUMBER	24-048
DATE	7/28/2025
DRAWN BY	Author
CHECKED BY	Checker

SD-4

Scale

Autodesk Docs://23063 - State of Louisiana UL Learning Lab RVT25 (ACC)/PFLUGER_24-048_UL LEARNING LAB_INTERIOR_RVT25.rvt

7/29/2025 2:59:17 PM



LEGEND

- MAIN ENTRY DRIVE ONTO SITE
- SECONDARY ENTRY DRIVE ONTO SITE; MAIN EXIT DURING DROP-OFF
- MAIN SECURE CAMPUS ENTRY
- SECONDARY CAMPUS ENTRY

1 SITE PLAN
1" = 40'-0"

AQ STUDIOS ARCHITECTURE

pfluger

AQ Studios | Pfluger, AJV
115 E Main St.
Lafayette, LA 70501
337.235.8016

CONSULTANTS

CIVIL
RONKARTZ-OESTRIECHER
19199 DULLES DR
LAFAYETTE, LA 70506

STRUCTURAL
FOX-NESBIT ENGINEERING, LLC
9100 BLUEBONNET CENTER BLVD. #301
BATON ROUGE, LA 70809

MEP
ASSOCIATED DESIGN GROUP
3909 W. CONGRESS ST, #201
LAFAYETTE, LA 70506

OWNER
STATE OF LOUISIANA FP&C
1201 N. THIRD ST. #7-210
BATON ROUGE, LA 70802

FACILITY
UNIVERSITY OF LOUISIANA AT LAFAYETTE
LAFAYETTE, LA

UNIVERSITY of LOUISIANA LAFAYETTE

LOUISIANA DIVISION OF ADMINISTRATION

KEY PLAN

Schematic Design - Not for Construction

NO.	DESCRIPTION	DATE

NOT FOR REGULATORY APPROVAL, PERMITTING, OR CONSTRUCTION
29 JUL 2025

UNIVERSITY OF LOUISIANA AT LAFAYETTE - LEARNING LAB

OVERALL SITE PLAN

COPYRIGHT 2025 AQ STUDIOS

AQ STUDIOS PROJECT NUMBER	23063
DATE	7/29/2025
DRAWN BY	Author
CHECKED BY	Checker

A1.01

Scale: As indicated

Autodesk Docs://23063 - State of Louisiana UL Learning Lab RVT25 (ACC)/AQ_23063_UL LEARNING LAB_NEW SITE_RVT25.rvt
7/31/2025 5:01:17 PM



Floor Plan - Level 01 — SCALE: 1" = 30'-0" — 1

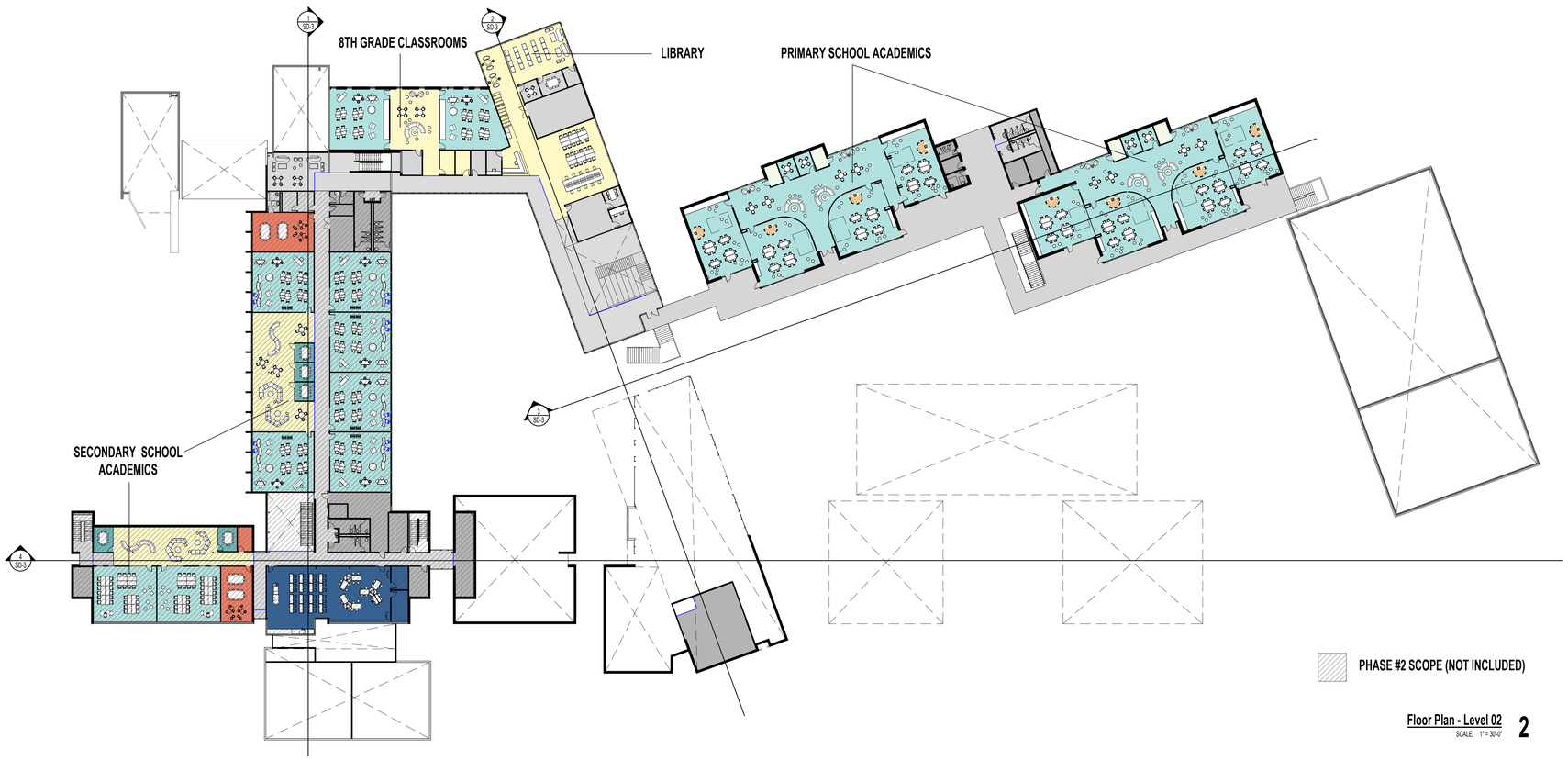

Floor Plan - Level 02 — SCALE: 1" = 30'-0" — 2

AQ STUDIOS ARCHITECTURE
pfluger
AQ Studios | Pfluger, AJV
115 E Main St.
Lafayette, LA 70501
337.235.8016

CONSULTANTS

CIVIL
RONKARTZ-OESTRIECHER
19199 DULLES DR
LAFAYETTE, LA 70506

STRUCTURAL
FOX-NESBIT ENGINEERING, LLC
9100 BLUEBONNET CENTER BLVD. #301
BATON ROUGE, LA 70809

MEP
ASSOCIATED DESIGN GROUP
3909 W. CONGRESS ST, #201
LAFAYETTE, LA 70506

OWNER
STATE OF LOUISIANA FP&C
1201 N. THIRD ST. #7-210
BATON ROUGE, LA 70802

FACILITY
UNIVERSITY OF LOUISIANA AT LAFAYETTE
LAFAYETTE, LA

UNIVERSITY of LOUISIANA LAFAYETTE
LOUISIANA DIVISION OF ADMINISTRATION

KEY PLAN

Schematic Design - Not for Construction

NO.	DESCRIPTION	DATE

NOT FOR REGULATORY APPROVAL, PERMITTING, OR CONSTRUCTION
29 JUL 2025

UL LEARNING LAB - SOUTH CAMPUS

SCHEMATIC DESIGN - OVERALL FLOOR PLANS

COPYRIGHT 2025 AQ STUDIOS

AQ STUDIOS PROJECT NUMBER	24-048
DATE	7/28/2025
DRAWN BY	Author
CHECKED BY	Checker

SD-1

Scale 1" = 30'-0"

Autodesk Docs://23063 - State of Louisiana UL Learning Lab RVT25 (ACC)/PFLUGER_24-048_UL LEARNING LAB_INTERIOR_RVT25.rvt
7/28/2025 2:58:30 PM



Floor Plan - Level 01 SEGMENT A 1

SCALE: 1" = 10'-0"

AQ STUDIOS ARCHITECTURE

pfluger

AQ Studios | Pfluger, AJV
115 E Main St.
Lafayette, LA 70501
337.235.8016

CONSULTANTS

CIVIL
RONKARTZ-OESTRIECHER
19199 DULLES DR
LAFAYETTE, LA 70506

STRUCTURAL
FOX-NESBIT ENGINEERING, LLC
9100 BLUEBONNET CENTER BLVD. #301
BATON ROUGE, LA 70809

MEP
ASSOCIATED DESIGN GROUP
3909 W. CONGRESS ST, #201
LAFAYETTE, LA 70506

OWNER
STATE OF LOUISIANA FP&C
1201 N. THIRD ST. #7-210
BATON ROUGE, LA 70802

FACILITY
UNIVERSITY OF LOUISIANA AT LAFAYETTE
LAFAYETTE, LA

UNIVERSITY of LOUISIANA LAFAYETTE

LOUISIANA DIVISION OF ADMINISTRATION

KEY PLAN

Schematic Design - Not for Construction

NO.	DESCRIPTION	DATE

NOT FOR REGULATORY APPROVAL, PERMITTING, OR CONSTRUCTION
29 JUL 2025

UL LEARNING LAB - SOUTH CAMPUS

SCHEMATIC DESIGN - LEVEL ONE - SEGMENT A

COPYRIGHT 2025 AQ STUDIOS

AQ STUDIOS PROJECT NUMBER	24-048
DATE	7/28/2025
DRAWN BY	Author
CHECKED BY	Checker

SD-1A

Scale 1" = 10'-0"

Autodesk Docs://23063 - State of Louisiana UL Learning Lab RVT25 (ACC)/PFLUGER_24-048_UL LEARNING LAB_INTERIOR_RVT25.rvt
7/29/2025 2:55:34 PM

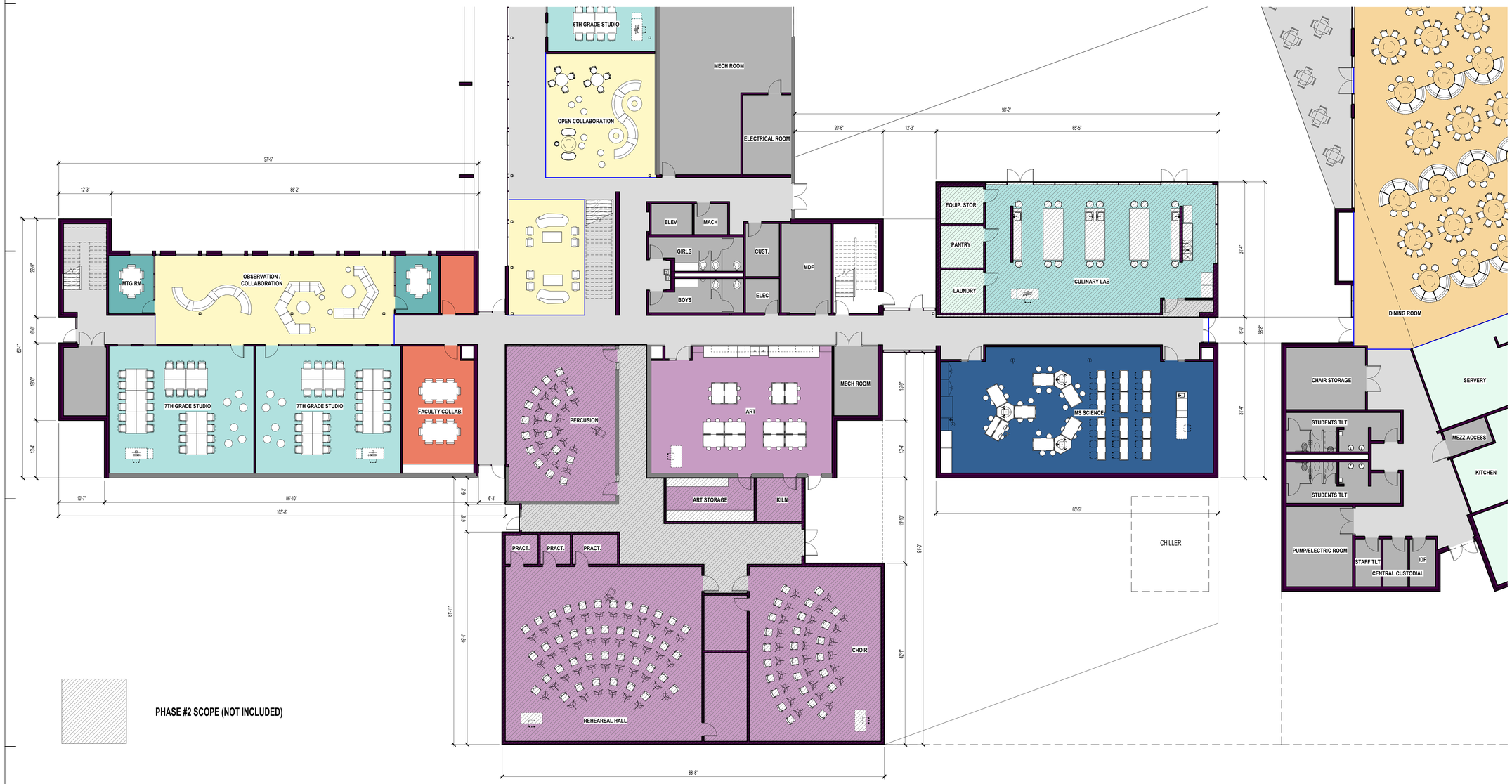

PHASE #2 SCOPE (NOT INCLUDED)

Floor Plan - Level 01 SEGMENT B

SCALE: 1" = 10'-0"

1

AQ STUDIOS ARCHITECTURE

pfluger

AQ Studios | Pfluger, AJV
115 E Main St.
Lafayette, LA 70501
337.235.8016

CONSULTANTS

CIVIL
RONKARTZ-OESTRIECHER
19199 DULLES DR
LAFAYETTE, LA 70506

STRUCTURAL
FOX-NESBIT ENGINEERING, LLC
9100 BLUEBONNET CENTER BLVD. #301
BATON ROUGE, LA 70809

MEP
ASSOCIATED DESIGN GROUP
3909 W. CONGRESS ST, #201
LAFAYETTE, LA 70506

OWNER
STATE OF LOUISIANA FP&C
1201 N. THIRD ST. #7-210
BATON ROUGE, LA 70802

FACILITY
UNIVERSITY OF LOUISIANA AT LAFAYETTE
LAFAYETTE, LA

UNIVERSITY of LOUISIANA LAFAYETTE

LOUISIANA DIVISION OF ADMINISTRATION

KEY PLAN

Schematic Design - Not for Construction

NO.	DESCRIPTION	DATE

NOT FOR REGULATORY APPROVAL, PERMITTING, OR CONSTRUCTION
29 JUL 2025

UL LEARNING LAB - SOUTH CAMPUS

SCHEMATIC DESIGN - LEVEL ONE - SEGMENT B

COPYRIGHT 2025 AQ STUDIOS

AQ STUDIOS PROJECT NUMBER	24-048
DATE	7/28/2025
DRAWN BY	Author
CHECKED BY	Checker

SD-1B

Scale 1" = 10'-0"

Autodesk Docs://23063 - State of Louisiana UL Learning Lab RVT25 (ACO)PFLUGER_24-048_UL LEARNING LAB_INTERIOR_RVT25.rvt
7/28/2025 2:58:41 PM



PHASE #2 SCOPE (NOT INCLUDED)

Floor Plan - Level 01 SEGMENT C 1

SCALE: 1" = 10'-0"

AQ STUDIOS ARCHITECTURE

pfluger

AQ Studios | Pfluger, AJV
115 E Main St.
Lafayette, LA 70501
337.235.8016

CONSULTANTS

CIVIL
RONKARTZ-OESTRIECHER
19199 DULLES DR
LAFAYETTE, LA 70506

STRUCTURAL
FOX-NESBIT ENGINEERING, LLC
9100 BLUEBONNET CENTER BLVD. #301
BATON ROUGE, LA 70809

MEP
ASSOCIATED DESIGN GROUP
3909 W. CONGRESS ST, #201
LAFAYETTE, LA 70506

OWNER
STATE OF LOUISIANA FP&C
1201 N. THIRD ST. #7-210
BATON ROUGE, LA 70802

FACILITY
UNIVERSITY OF LOUISIANA AT LAFAYETTE
LAFAYETTE, LA

UNIVERSITY of LOUISIANA LAFAYETTE

LOUISIANA DIVISION OF ADMINISTRATION

KEY PLAN

Schematic Design - Not for Construction

NO.	DESCRIPTION	DATE

NOT FOR REGULATORY APPROVAL, PERMITTING, OR CONSTRUCTION
29 JUL 2025

UL LEARNING LAB - SOUTH CAMPUS

SCHEMATIC DESIGN - LEVEL ONE - SEGMENT C

COPYRIGHT 2025 AQ STUDIOS

AQ STUDIOS PROJECT NUMBER	24-048
DATE	7/28/2025
DRAWN BY	Author
CHECKED BY	Checker

SD-1C

Scale 1" = 10'-0"

Autodesk Docs://23063 - State of Louisiana UL Learning Lab RVT25 (ACC)/PFLUGER_24-048_UL LEARNING LAB_INTERIOR_RVT25.rvt
7/28/2025 2:58:49 PM

PHASE #2 SCOPE (NOT INCLUDED)

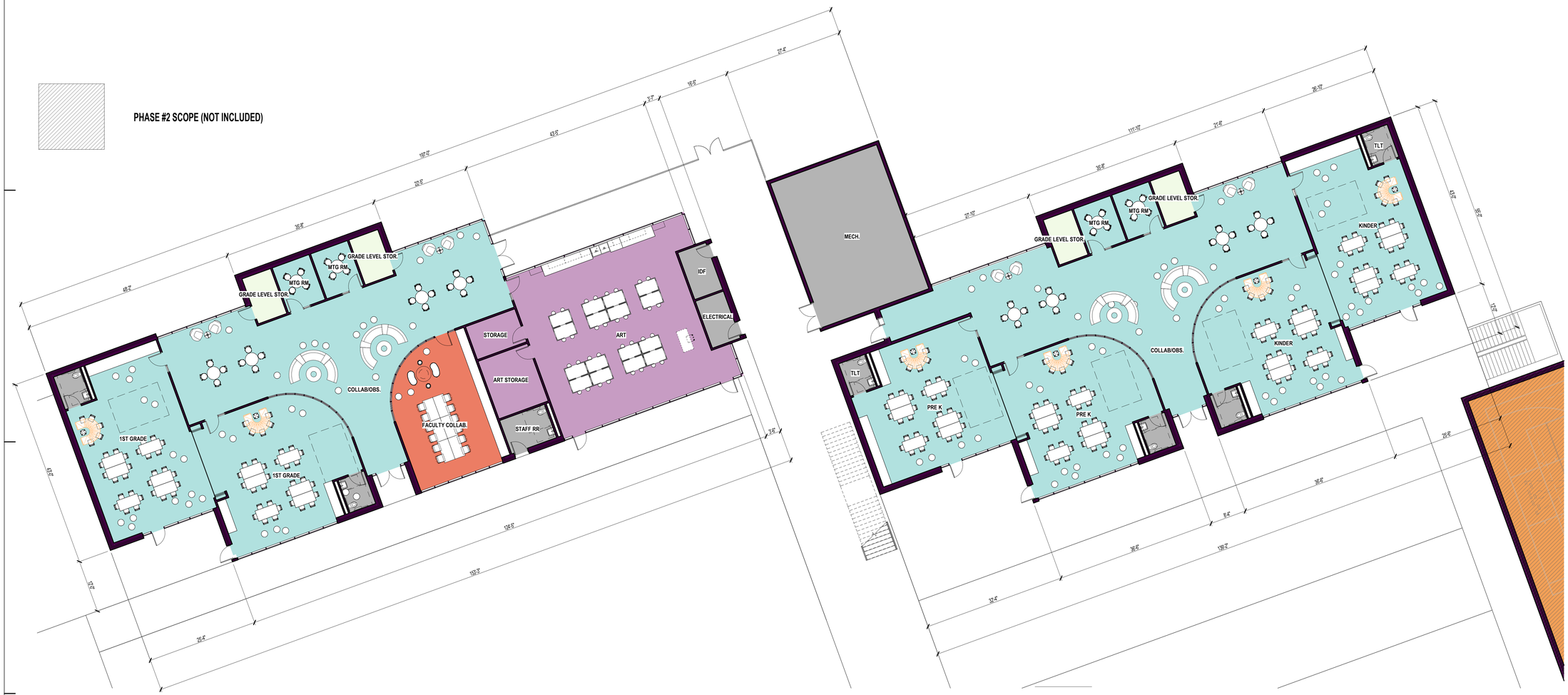

Floor Plan - Level 01 SEGMENT D

SCALE: 1" = 10'-0"

1

AQ STUDIOS ARCHITECTURE

pfluger

AQ Studios | Pfluger, AJV
115 E Main St.
Lafayette, LA 70501
337.235.8016

CONSULTANTS

CIVIL
RONKARTZ-OESTRIECHER
1919B DULLES DR.
LAFAYETTE, LA 70506

STRUCTURAL
FOX-NESBIT ENGINEERING, LLC
9100 BLUEBONNET CENTER BLVD. #301
BATON ROUGE, LA 70809

MEP
ASSOCIATED DESIGN GROUP
3909 W. CONGRESS ST, #201
LAFAYETTE, LA 70506

OWNER
STATE OF LOUISIANA FP&C
1201 N. THIRD ST. #7-210
BATON ROUGE, LA 70802

FACILITY
UNIVERSITY OF LOUISIANA AT LAFAYETTE
LAFAYETTE, LA

UNIVERSITY of LOUISIANA LAFAYETTE

LOUISIANA DIVISION OF ADMINISTRATION

KEY PLAN

Schematic Design - Not for Construction

NO.	DESCRIPTION	DATE

NOT FOR REGULATORY APPROVAL, PERMITTING, OR CONSTRUCTION
29 JUL 2025

UL LEARNING LAB - SOUTH CAMPUS

SCHEMATIC DESIGN - LEVEL ONE - SEGMENT D

COPYRIGHT 2025 AQ STUDIOS

AQ STUDIOS PROJECT NUMBER	24-048
DATE	7/28/2025
DRAWN BY	Author
CHECKED BY	Checker

SD-1D

Scale 1" = 10'-0"

Autodesk Docs://2063 - State of Louisiana UL Learning Lab RVT25 (ACC)/PFLUGER_24-048_UL LEARNING LAB_INTERIOR_RVT25.rvt
7/29/2025 2:58:55 PM



Floor Plan - Level 02 SEGMENT A 1

SCALE: 1" = 10'-0"

AQ STUDIOS ARCHITECTURE

pfluger

AQ Studios | Pfluger, AJV
115 E Main St.
Lafayette, LA 70501
337.235.8016

CONSULTANTS

CIVIL
RONKARTZ-OESTRIECHER
19199 DULLES DR
LAFAYETTE, LA 70506

STRUCTURAL
FOX-NESBIT ENGINEERING, LLC
9100 BLUEBONNET CENTER BLVD. #301
BATON ROUGE, LA 70809

MEP
ASSOCIATED DESIGN GROUP
3909 W. CONGRESS ST, #201
LAFAYETTE, LA 70506

OWNER
STATE OF LOUISIANA FP&C
1201 N. THIRD ST. #7-210
BATON ROUGE, LA 70802

FACILITY
UNIVERSITY OF LOUISIANA AT LAFAYETTE
LAFAYETTE, LA

UNIVERSITY of LOUISIANA LAFAYETTE

LOUISIANA DIVISION OF ADMINISTRATION

KEY PLAN

Schematic Design - Not for Construction

NO.	DESCRIPTION	DATE

NOT FOR REGULATORY APPROVAL, PERMITTING, OR CONSTRUCTION
29 JUL 2025

UL LEARNING LAB - SOUTH CAMPUS

SCHEMATIC DESIGN - LEVEL TWO - SEGMENT A

COPYRIGHT 2025 AQ STUDIOS

AQ STUDIOS PROJECT NUMBER	24-048
DATE	7/28/2025
DRAWN BY	Author
CHECKED BY	Checker

SD-2A

Scale 1" = 10'-0"

Autodesk Docs://23063 - State of Louisiana UL Learning Lab RVT25 (ACC)/PFLUGER_24-048_UL LEARNING LAB_INTERIOR_RVT25.rvt
7/31/2025 3:19:19 PM

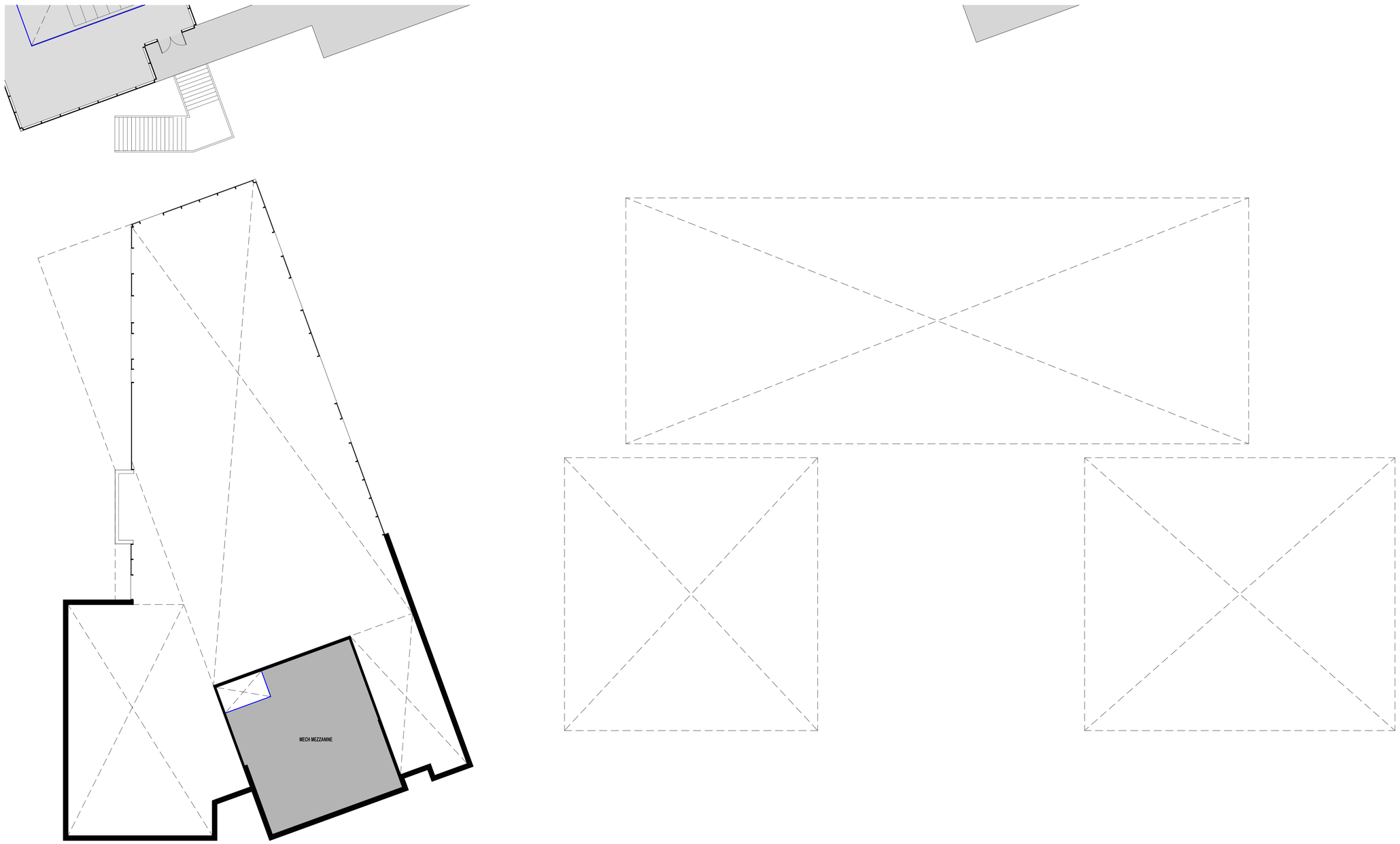

Floor Plan - Level 02 SEGMENT C 1

SCALE: 1" = 10'-0"

AQ STUDIOS ARCHITECTURE

pfluger

AQ Studios | Pfluger, AJV
115 E Main St.
Lafayette, LA 70501
337.235.8016

CONSULTANTS

CIVIL
RONKARTZ-OESTRIECHER
1919B DULLES DR.
LAFAYETTE, LA 70506

STRUCTURAL
FOX-NESBIT ENGINEERING, LLC
9100 BLUEBONNET CENTER BLVD. #301
BATON ROUGE, LA 70809

MEP
ASSOCIATED DESIGN GROUP
3909 W. CONGRESS ST. #201
LAFAYETTE, LA 70506

OWNER
STATE OF LOUISIANA FP&C
1201 N. THIRD ST. #7-210
BATON ROUGE, LA 70802

FACILITY
UNIVERSITY OF LOUISIANA AT LAFAYETTE
LAFAYETTE, LA

UNIVERSITY of LOUISIANA LAFAYETTE

LOUISIANA DIVISION OF ADMINISTRATION

KEY PLAN

Schematic Design - Not for Construction

NO.	DESCRIPTION	DATE

NOT FOR REGULATORY APPROVAL, PERMITTING, OR CONSTRUCTION
29 JUL 2025

UL LEARNING LAB - SOUTH CAMPUS

SCHEMATIC DESIGN - LEVEL TWO - SEGMENT C

COPYRIGHT 2025 AQ STUDIOS

AQ STUDIOS PROJECT NUMBER	24-048
DATE	7/28/2025
DRAWN BY	Author
CHECKED BY	Checker

SD-2C

Scale 1" = 10'-0"

Autodesk Docs://23063 - State of Louisiana UL Learning Lab RV725 (ACC)/PFLUGER_24-048_UL LEARNING LAB_INTERIOR_RV725.rvt

7/29/2025 2:59:02 PM

PHASE #2 SCOPE (NOT INCLUDED)

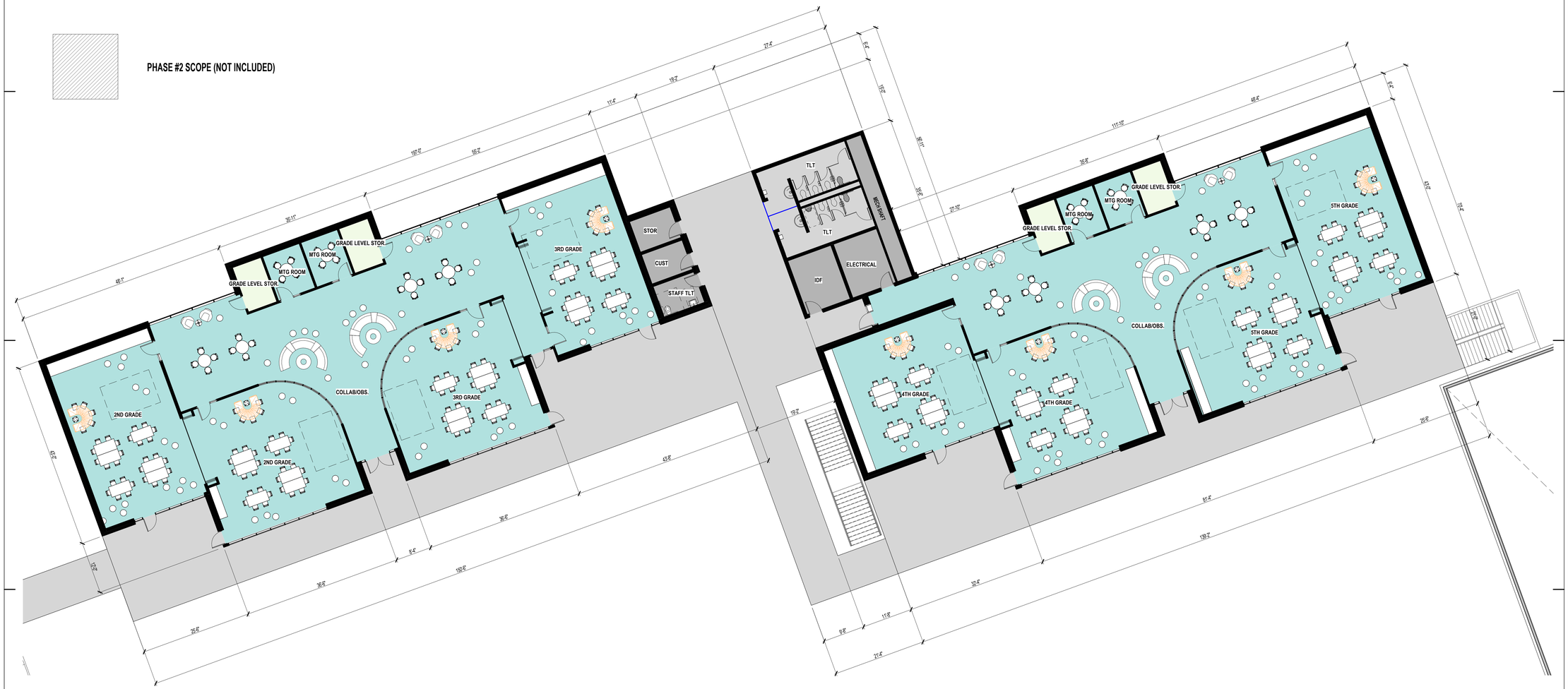

Floor Plan - Level 02 SEGMENT D 1

SCALE: 1" = 10'-0"

AQ STUDIOS ARCHITECTURE

pfluger

AQ Studios | Pfluger, AJV
115 E Main St.
Lafayette, LA 70501
337.235.8016

CONSULTANTS

CIVIL
RONKARTZ-OESTRIECHER
19199 DULLES DR
LAFAYETTE, LA 70506

STRUCTURAL
FOX-NESBIT ENGINEERING, LLC
9100 BLUEBONNET CENTER BLVD. #301
BATON ROUGE, LA 70809

MEP
ASSOCIATED DESIGN GROUP
3909 W. CONGRESS ST, #201
LAFAYETTE, LA 70506

OWNER
STATE OF LOUISIANA FP&C
1201 N. THIRD ST. #7-210
BATON ROUGE, LA 70802

FACILITY
UNIVERSITY OF LOUISIANA AT LAFAYETTE
LAFAYETTE, LA

UNIVERSITY of LOUISIANA LAFAYETTE

LOUISIANA DIVISION OF ADMINISTRATION

KEY PLAN

Schematic Design - Not for Construction

NO.	DESCRIPTION	DATE

NOT FOR REGULATORY APPROVAL, PERMITTING, OR CONSTRUCTION
29 JUL 2025

UL LEARNING LAB - SOUTH CAMPUS

SCHEMATIC DESIGN - LEVEL TWO - SEGMENT D

COPYRIGHT 2025 AQ STUDIOS

AQ STUDIOS PROJECT NUMBER	24-048
DATE	7/28/2025
DRAWN BY	Author
CHECKED BY	Checker

SD-2D

Scale 1" = 10'-0"

Autodesk Docs://23063 - State of Louisiana UL Learning Lab RVT25 (ACC)/PFLUSER_24-048_UL LEARNING LAB_INTERIOR_RVT25.rvt
7/29/2025 2:59:10 PM

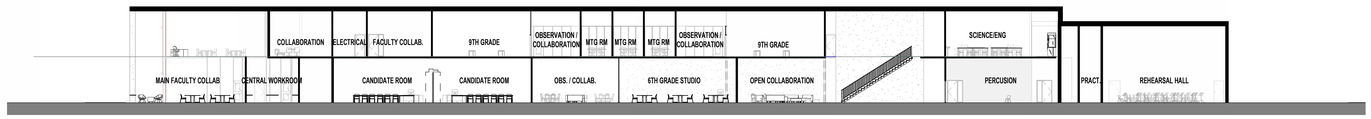

Section 6 1
SCALE: 1" = 20'-0"

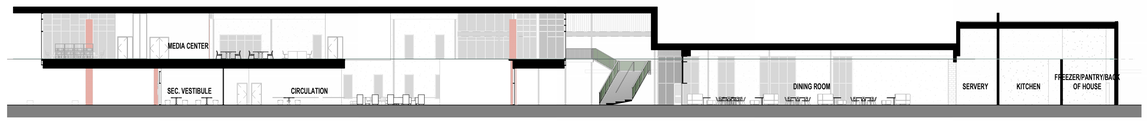

Section 7 2
SCALE: 1" = 20'-0"



Section 8 3
SCALE: 1" = 20'-0"

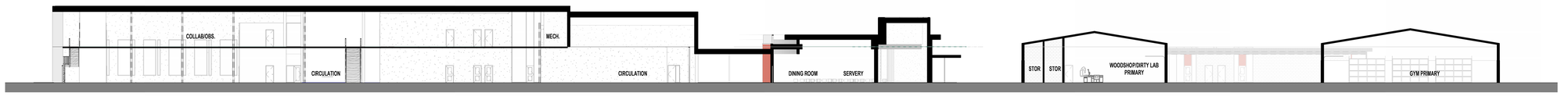

Section 5 4
SCALE: 1" = 20'-0"

AQ STUDIOS ARCHITECTURE

pfluger

AQ Studios | Pfluger, AJV
115 E Main St.
Lafayette, LA 70501
337.235.8016

CONSULTANTS

CIVIL
RONKARTZ-OESTRIECHER
19199 DULLES DR
LAFAYETTE, LA 70506

STRUCTURAL
FOX-NESBIT ENGINEERING, LLC
9100 BLUEBONNET CENTER BLVD. #301
BATON ROUGE, LA 70809

MEP
ASSOCIATED DESIGN GROUP
3909 W. CONGRESS ST, #201
LAFAYETTE, LA 70506

OWNER
STATE OF LOUISIANA FP&C
1201 N. THIRD ST. #7-210
BATON ROUGE, LA 70802

FACILITY
UNIVERSITY OF LOUISIANA AT LAFAYETTE
LAFAYETTE, LA

UNIVERSITY of LOUISIANA LAFAYETTE

LOUISIANA DIVISION OF ADMINISTRATION

KEY PLAN

Schematic Design - Not for Construction

NO.	DESCRIPTION	DATE

NOT FOR REGULATORY APPROVAL, PERMITTING, OR CONSTRUCTION
29 JUL 2025

UL LEARNING LAB - SOUTH CAMPUS

SECTIONS

COPYRIGHT 2025 AQ STUDIOS

AQ STUDIOS PROJECT NUMBER	24-048
DATE	7/28/2025
DRAWN BY	Author
CHECKED BY	Checker

SD-3

Scale 1" = 20'-0"

Autodesk Docs://23063 - State of Louisiana UL Learning Lab RVT25 (ACO)PFLUGER_24-048_UL LEARNING LAB_INTERIOR_RVT25.rvt
7/28/2025 2:59:17 PM

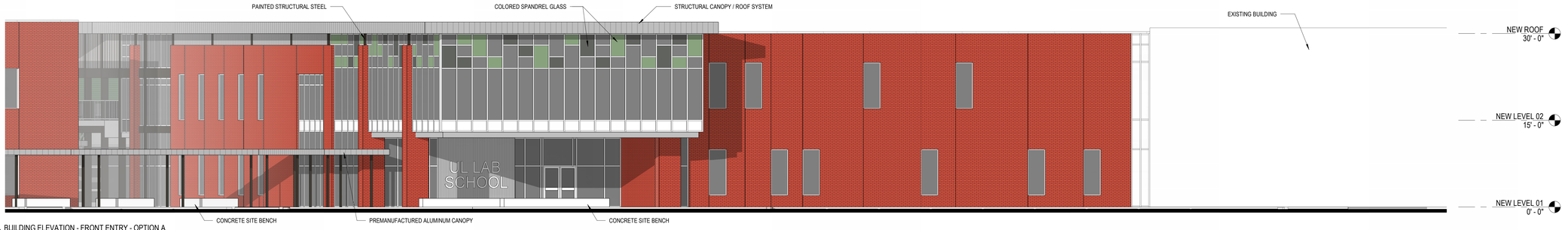

1 BUILDING ELEVATION - FRONT ENTRY - OPTION A
1/8" = 1'-0"

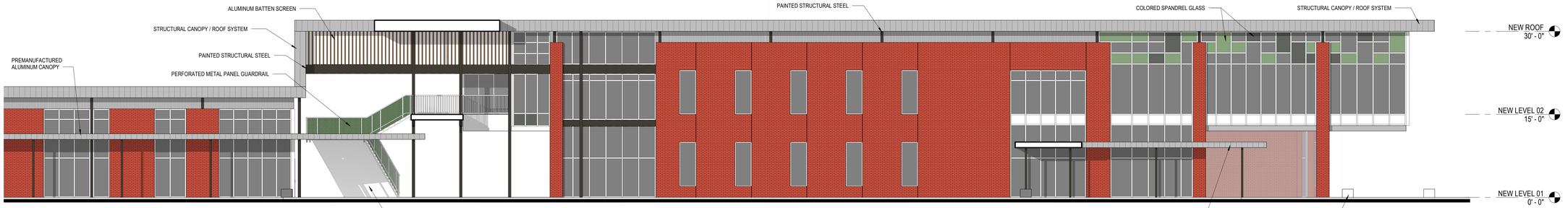

2 BUILDING ELEVATION - MEDIA CENTER / DINING EAST - OPTION A
1/8" = 1'-0"

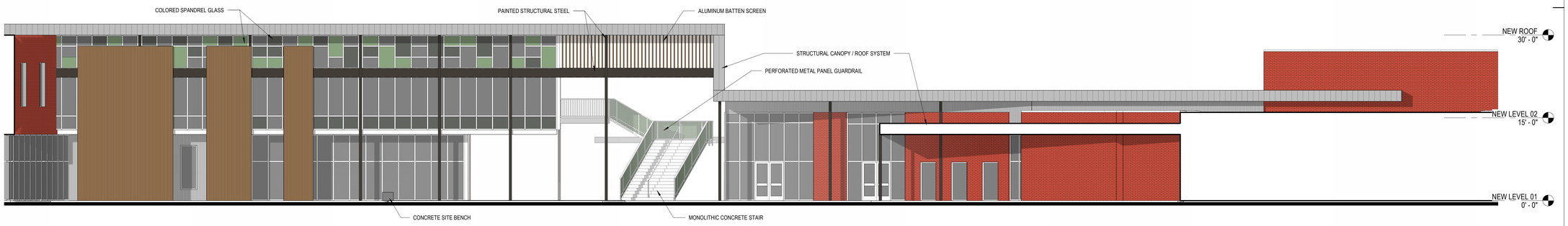

3 BUILDING ELEVATION - MEDIA CENTER / DINING WEST - OPTION A
1/8" = 1'-0"

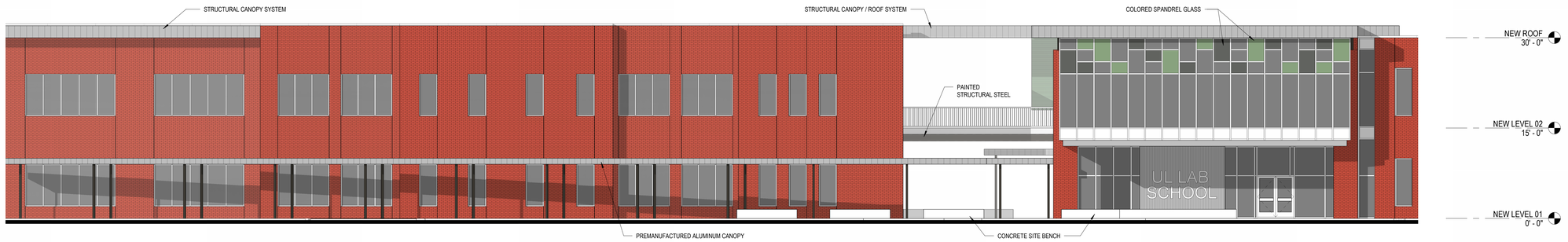

4 BUILDING ELEVATION - ACADEMIC WING NORTH 1 - OPTION A
1/8" = 1'-0"



5 BUILDING ELEVATION - ACADEMIC WING NORTH 2 - OPTION A
1/8" = 1'-0"

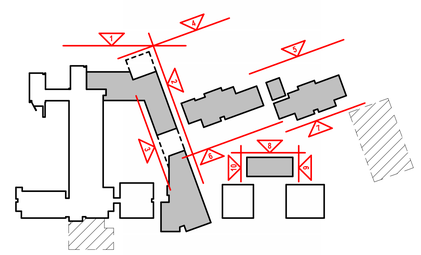

ELEVATION KEY PLAN

AQ STUDIOS ARCHITECTURE

pfluger

AQ Studios | Pfluger, AJV
115 E Main St.
Lafayette, LA 70501
337.235.8016

CONSULTANTS

CIVIL
RONKARTZ-OESTRIECHER
19198 DULLES DR
LAFAYETTE, LA 70506

STRUCTURAL
FOX-NESBIT ENGINEERING, LLC
9100 BLUEBONNET CENTER BLVD. #301
BATON ROUGE, LA 70809

MEP
ASSOCIATED DESIGN GROUP
3909 W. CONGRESS ST, #201
LAFAYETTE, LA 70506

OWNER
STATE OF LOUISIANA FP&C
1201 N. THIRD ST. #7-210
BATON ROUGE, LA 70802

FACILITY
UNIVERSITY OF LOUISIANA AT LAFAYETTE
LAFAYETTE, LA

UNIVERSITY of LOUISIANA LAFAYETTE

LOUISIANA DIVISION OF ADMINISTRATION

ELEVATION LEGEND

- PRE-FINISHED METAL FASCIA PANEL
- PRE-FINISHED METAL WALL PANEL
- FACE BRICK
- INSULATED AND/OR TEMPERED GLAZING IN ALUMINUM FRAME STOREFRONT / CURTAINWALL SYSTEM

Schematic Design - Not for Construction

NO.	DESCRIPTION	DATE

NOT FOR REGULATORY APPROVAL, PERMITTING, OR CONSTRUCTION
29 JUL 2025

UNIVERSITY OF LOUISIANA AT LAFAYETTE - LEARNING LAB

EXTERIOR ELEVATIONS

COPYRIGHT 2025 AQ STUDIOS

AQ STUDIOS PROJECT NUMBER	23063
DATE	7/29/2025
DRAWN BY	Author
CHECKED BY	Checker

A3.01A

Scale: As indicated

Autodesk Docs://23063 - State of Louisiana UL Learning Lab RVT25 (ACC)/AQ_23063_UL LEARNING LAB_NEW SITE_RVT25.rvt
8/1/2025 4:20:15 PM

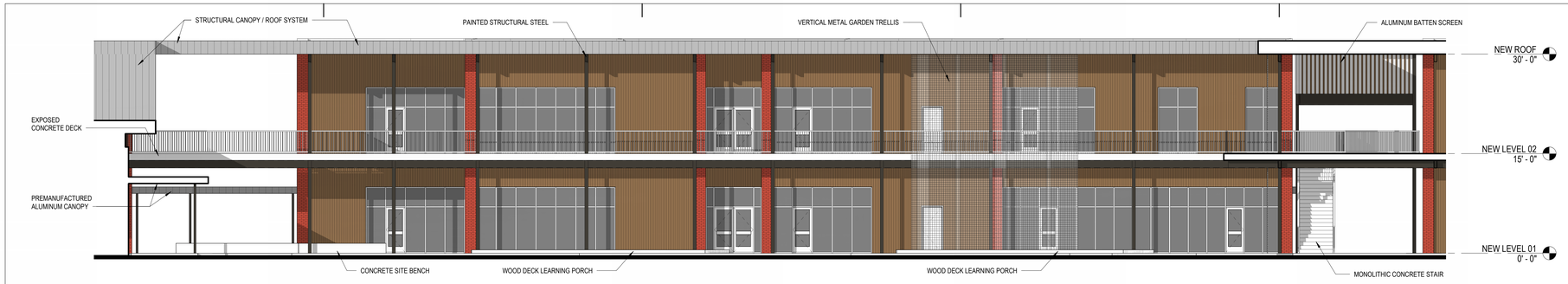

6 BUILDING ELEVATION - ACADEMIC WING SOUTH 1 - OPTION A
1/8" = 1'-0"



7 BUILDING ELEVATION - ACADEMIC WING SOUTH 2 - OPTION A
1/8" = 1'-0"

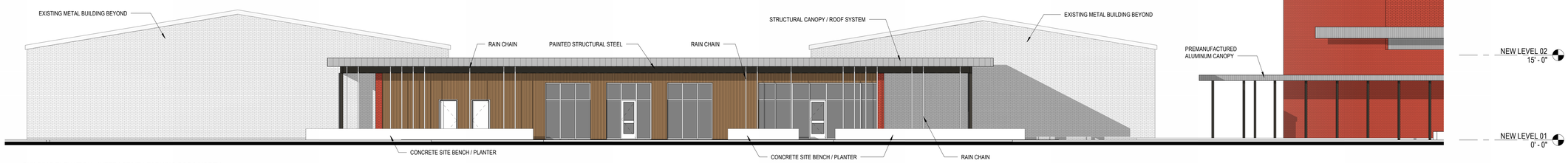

8 BUILDING ELEVATION - INTERACTIVE LEARNING PODS NORTH - OPTION A
1/8" = 1'-0"

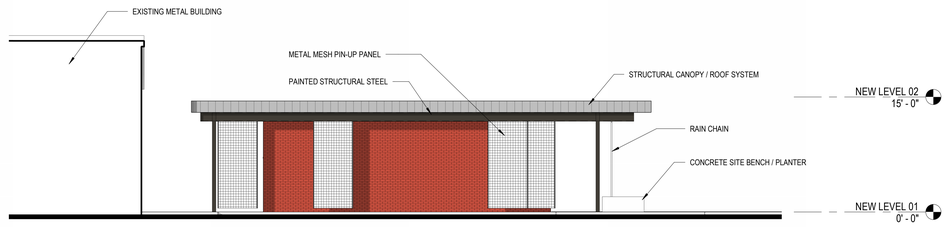

9 BUILDING ELEVATION -INTERACTIVE LEARNING PODS EAST -OPTION A
1/8" = 1'-0"

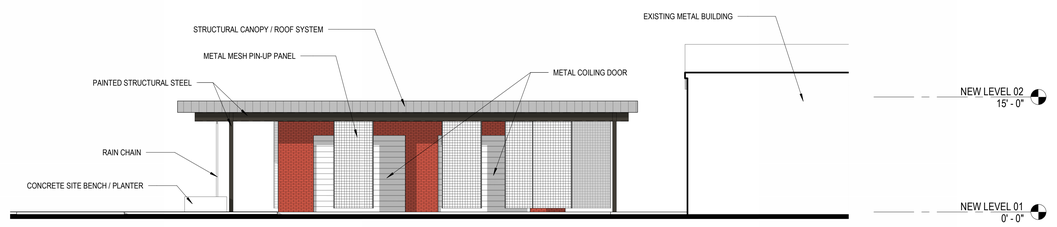

10 BUILDING ELEVATION-INTERACTIVE LEARNING PODS WEST-OPTION A
1/8" = 1'-0"

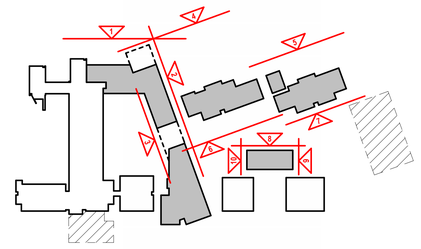

ELEVATION KEY PLAN

AQ STUDIOS ARCHITECTURE

pfluger

AQ Studios | Pfluger, AJV
115 E Main St.
Lafayette, LA 70501
337.235.8016

CONSULTANTS

CIVIL
RONKARTZ-OESTRIECHER
19199 DULLES DR
LAFAYETTE, LA 70506

STRUCTURAL
FOX-NESBIT ENGINEERING, LLC
9100 BLUEBONNET CENTER BLVD. #301
BATON ROUGE, LA 70809

MEP
ASSOCIATED DESIGN GROUP
3909 W. CONGRESS ST. #201
LAFAYETTE, LA 70506

OWNER
STATE OF LOUISIANA FP&C
1201 N. THIRD ST. #7-210
BATON ROUGE, LA 70802

FACILITY
UNIVERSITY OF LOUISIANA AT LAFAYETTE
LAFAYETTE, LA

UNIVERSITY of LOUISIANA LAFAYETTE

LOUISIANA DIVISION OF ADMINISTRATION

ELEVATION LEGEND

- PRE-FINISHED METAL FASCIA PANEL
- PRE-FINISHED METAL WALL PANEL
- FACE BRICK
- INSULATED AND/OR TEMPERED GLAZING IN ALUMINUM FRAME STOREFRONT / CURTAINWALL SYSTEM

Schematic Design - Not for Construction

NO.	DESCRIPTION	DATE

NOT FOR REGULATORY APPROVAL, PERMITTING, OR CONSTRUCTION
29 JUL 2025

UNIVERSITY OF LOUISIANA AT LAFAYETTE - LEARNING LAB

EXTERIOR ELEVATIONS

COPYRIGHT 2025 AQ STUDIOS

AQ STUDIOS PROJECT NUMBER	23063
DATE	7/29/2025
DRAWN BY	Author
CHECKED BY	Checker

A3.02A

Scale: As indicated

Autodesk Docs://23063 - State of Louisiana UL Learning Lab RVT25 (ACC)/AQ_23063_UL LEARNING LAB_NEW SITE_RVT25.rvt
8/1/2025 4:25:26 PM

UNIVERSITY OF LOUISIANA AT LAFAYETTE - LEARNING LAB

SCHEMATIC DESIGN PACKAGE - DESIGN OPTION B

JULY 29, 2025



OWNER PROJECT #: 19-640-23-04, F.19002506
AQ STUDIOS PROJECT #: 23063
PFLUGER PROJECT #: 24-048

AQ STUDIOS ARCHITECTURE

pfluger

AQ Studios | Pfluger, AJV
115 E Main St.
Lafayette, LA 70501
337.235.8016

CONSULTANTS

CIVIL
RONKARTZ-DESTRIECHER
19199 DULLES DR
LAFAYETTE, LA 70506

STRUCTURAL
FOX-NESBIT ENGINEERING, LLC
9100 BLUEBONNET CENTER BLVD. #301
BATON ROUGE, LA 70809

MEP
ASSOCIATED DESIGN GROUP
3909 W. CONGRESS ST, #201
LAFAYETTE, LA 70506

OWNER
STATE OF LOUISIANA FP&C
1201 N. THIRD ST. #7-210
BATON ROUGE, LA 70802

FACILITY
UNIVERSITY OF LOUISIANA AT LAFAYETTE
LAFAYETTE, LA

UNIVERSITY of LOUISIANA LAFAYETTE

LOUISIANA DIVISION OF ADMINISTRATION

KEY PLAN

Schematic Design - Not for Construction

NO.	DESCRIPTION	DATE

NOT FOR REGULATORY APPROVAL, PERMITTING, OR CONSTRUCTION
29 JUL 2025

UNIVERSITY OF LOUISIANA AT LAFAYETTE - LEARNING LAB

TITLE SHEET

COPYRIGHT 2025 AQ STUDIOS

AQ STUDIOS PROJECT NUMBER	23063
DATE	7/29/2025
DRAWN BY	Author
CHECKED BY	Checker

G0.00B

Scale

Autodesk Docs://23063 - State of Louisiana UL Learning Lab RVT25 (ACCU)/AQ_23063_UL LEARNING LAB_NEW SITE_RVT25.rvt

7/31/2025 5:10:02 PM

VICINITY MAP



GRAPHIC SYMBOLS

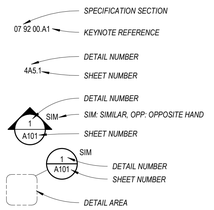

ARCHITECTURAL KEYNOTE

TYPICAL REFERENCE NUMBER

SECTION OR DETAIL REFERENCE

DETAIL REFERENCE

DOOR MARK AND NUMBER

WINDOW MARK AND NUMBER

PARTITION REFERENCE LARGE AND SMALL

EXISTING SPOT ELEVATION

NEW SPOT ELEVATION

INTERIOR ELEVATION

EXTERIOR ELEVATION

ABBREVIATIONS:

R.O.	ROUGH OPENING
M.O.	MASONRY OPENING
VIF	VERIFY IN FIELD
VOJ	VERIFY ON JOB
SIM	SIMILAR
OH	OPPOSITE HAND
TYP	TYPICAL
CL	CENTERLINE

KEYNOTE SYSTEM USED IN THIS SET OF DOCUMENTS:

1. THE KEYNOTING SYSTEM USED ON THESE DRAWINGS IS USED FOR MATERIAL REFERENCES AND NOTES. REFER TO THE SYMBOLS LEGEND FOR INFORMATION WHICH RELATES TO EACH KEYNOTE SYMBOL ON THE DRAWINGS.
2. EACH KEYNOTE SYMBOL CONSISTS OF A 6-DIGIT NUMBER WHICH CORRELATES TO THE 'NEAREST' SPECIFICATION SECTION WHICH GENERALLY COVERS THE ITEM WHICH IS REFERENCED AND A LETTER/SUFFIX. SOMETIMES, THE SPECIFICATION SECTION WILL BE A GENERALIZED APPROXIMATION OF THE ITEM'S LOCATION IN THE SPECIFICATION, FOLLOWED BY TRAILING ZEROES WHICH MAY OR MAY NOT CORRESPOND TO A PARTICULAR SECTION. THE LETTER-NUMBER SUFFIX DOES NOT RELATE TO ANY CORRESPONDING REFERENCE IN THE SPECIFICATION.
3. KEYNOTES ARE DEFINED ON EACH SHEET WHERE KEYNOTES RESIDE IN A KEYNOTE SCHEDULE, TYPICALLY LOCATED IN THE UPPER RIGHT-HAND CORNER OF EACH SHEET.
4. THE ORGANIZATION OF THE KEYNOTING SYSTEM ON THESE DRAWINGS ALONG WITH THE SPECIFICATIONS SECTIONS NUMBERING SYSTEM SHALL NOT CONTROL THE CONTRACTOR IN DIVIDING THE WORK AMONG SUBCONTRACTORS OR IN ESTABLISHING THE EXTENT OF WORK TO BE PERFORMED BY ANY TRADE.

PROJECT DESCRIPTION

PHASE ONE OF THE UNIVERSITY OF LOUISIANA AT LAFAYETTE LEARNING LAB CONSISTS OF THE CONSTRUCTION OF A NEW PRIMARY AND SECONDARY LAB SCHOOL INCLUDING GRADE LEVELS FROM PRE-K THROUGH 8TH GRADE AS WELL AS TEACHER CANDIDATES FROM THE UNIVERSITY. THE SCHOOL GENERALLY CONSISTS OF PARTIAL RENOVATION OF THE EXISTING BUILDING ON SITE FOR THE SECONDARY SCHOOL, AND AN ADDITION / NEW CONSTRUCTION OF THE PRIMARY SCHOOL WITH SHARED SPACES FOR BOTH. GENERAL PROGRAM FOR THE RENOVATION PORTION CONSISTS OF CLASSROOMS FOR 6TH THROUGH 8TH GRADE AND TEACHER CANDIDATES, SCIENCE LAB, ADMINISTRATIVE OFFICES, MULTIPURPOSE GYM, AND SUPPORT SPACES. GENERAL PROGRAM FOR THE NEW CONSTRUCTION CONSISTS OF CLASSROOMS FOR PRE-K THROUGH 5TH GRADE AND TEACHER CANDIDATES, MEDIA CENTER, DIRTY LAB, KITCHEN / DINING AREA, MUSIC ROOM, ADMINISTRATIVE OFFICES, AND SUPPORT SPACES.

PROJECT DIRECTORY

PROJECT ADDRESS

646 CAJUNDOME BLVD
LAFAYETTE, LA 70506

OWNER

STATE OF LOUISIANA DIVISION OF ADMINISTRATION
FACILITY: UNIVERSITY OF LOUISIANA AT LAFAYETTE

PROJECT CONTACT PERSON(S)

AMY PETERSEN, PROJECT MANAGER, FACILITY PLANNING AND CONTROL
PHONE: 337-262-5826

ARCHITECT

AQ STUDIOS / PFLUGER, AJV
115 E MAIN STREET
LAFAYETTE, LA 70501
PHONE: 337-235-8016

ARCHITECT'S CONTACT PERSON

STEVEN DOMINGUE, PROJECT MANAGER
STEVEN@AQTEAM.COM
PH: (337) 852-2385, (337) 235-8016

MECHANICAL AND ELECTRICAL ENGINEER

ASSOCIATED DESIGN GROUP
3909 W. CONGRESS ST. #201
LAFAYETTE, LA, 70506
PHONE: 337-234-5710

STRUCTURAL ENGINEER

FOX-NESBIT ENGINEERING, LLC
9100 BLUEBONNET CENTER BLVD. #301
BATON ROUGE, LA. 70809
PHONE: 504-500-9640

CIVIL ENGINEER

RONKARTZ-OESTRIECHER
19198 DULLES DR.
LAFAYETTE, LA 70506
PHONE: 337-991-9290

PROJECT GENERAL NOTES

THE FOLLOWING NOTES ARE PROVIDED AS A GENERAL SYNOPSIS OF WORK ASSOCIATED WITH THESE CONTRACT DOCUMENTS:

WORK IN SCOPE:

1. WORK IS AS INDICATED IN THESE DRAWINGS AND ACCOMPANYING SPECIFICATIONS AND PROVIDED SECTIONS OF PREVIOUSLY COMPLETED DAMAGE ASSESSMENT REPORTS.
2. ALL EXTERIOR AND INTERIOR AREAS NOT INVOLVED IN THE SCOPE OF WORK SHALL BE KEPT CLEAN AND FREE OF OBSTRUCTIONS AT ALL TIMES. IF REQUIRED BY OWNER ERECT TEMPORARY BARRIERS INCLUSIVE OF BARRICADES AND WARNING SIGNS DIVERTING AND WARNING THE BUILDING USERS AND THE GENERAL PUBLIC OF DEMOLITION AND CONSTRUCTION WORK.
3. REFER TO ADDITIONAL INFORMATION AS PROVIDED OR INDICATED IN THE ADVERTISEMENT FOR BID.
4. WORK ASSOCIATED WITH THE WORK WILL INVOLVE THE MOVEMENT, IN SOME CASES THE CATALOGUING AND MOVEMENT, AND REPLACEMENT OF FFE ITEMS. REFER TO THE CONTRACT DOCUMENTS FOR A FURTHER DESCRIPTION OF THESE REQUIRED SERVICES THAT WILL BE UNDER THE GENERAL CONTRACTOR'S SCOPE.
5. REFER TO THE DEMOLITION NOTES THIS SHEET ON INFORMATION WHICH MAY INCLUDE HAZARDOUS MATERIALS.

WORK NOT INCLUDED OR BY OTHERS:

1. WORK DOES NOT INCLUDE DESIGN CHANGES OR PLAN CHANGES UNLESS SPECIFICALLY IDENTIFIED IN THESE DOCUMENTS. THE INTENT IS TO REPAIR OR REPLACE THE EXISTING COMPONENTS OR SYSTEMS WITH LIKE COMPONENTS OR SYSTEMS AS MAY BE APPROPRIATE OR REQUIRED BY CODE. NOTE THAT THERE MAY BE UPGRADES DUE TO BUILDING CODE OR MITIGATION MEASURES.
2. SITE WORK OUTSIDE OF THE IMMEDIATE 5' LINE OF THE BUILDING'S PERIMETER IS EXCLUDED FROM THIS CONTRACT, UNLESS SPECIFICALLY NOTED OTHERWISE IN THESE CONTRACT DOCUMENTS.
3. ANY WORK SPECIFICALLY IDENTIFIED IN A PARTICULAR BUILDING AREA NOTED AS NOT IN SCOPE OR NOT IN CONTRACT.

GENERAL:

1. THESE NOTES SHALL NOT BE CONSTRUED AS ALTERING ANY REQUIREMENT OF THE GENERAL CONDITIONS OF THE CONTRACT FOR CONSTRUCTION, AND ARE PROVIDED HERE TO HELP CLARIFY THE ROLE, PURPOSE, AND IMPORTANCE OF THE DOCUMENTS PROVIDED.
2. ALL WORK DESCRIBED HEREIN IS INTENDED TO BE PERFORMED IN STRICT ACCORDANCE WITH ALL LAWS, CODES, AND ORDINANCES IN FORCE. INTERPRETATIONS THAT DEVIATE FROM ARE TO BE APPROVED IN WRITING BY AUTHORITIES HAVING JURISDICTION. NOTIFY THE ARCHITECT IMMEDIATELY OF ANY OBSERVED NON-COMPLIANT CONDITIONS.
3. THESE DOCUMENTS REPRESENT THE DESIGN INTENT FOR THE SUBJECT CONSTRUCTION AND ARE NOT INTENDED TO BE A COMPLETE SET OF INSTRUCTIONS ON HOW TO CONSTRUCT A BUILDING PROJECT. IN THE EVENT OF A DISCREPANCY IN ANY PORTION OF THE CONTRACT DOCUMENTS, THE MORE SPECIFIC AND MORE DETAILED DESCRIPTIVE INFORMATION WILL TAKE PRECEDENCE OVER THE GENERAL AND LESS DETAILED DESCRIPTION. IN THE CASE OF DOUBT, THE CONTRACTOR SHALL ASSUME THAT THE OWNER INTENDS THAT THE MORE COMPLETE AND/OR MORE EXPENSIVE METHOD, SYSTEM OR PROCESS IS REQUIRED.
4. THE DESIGN INTENT OF THE CONTRACT DOCUMENTS IS TO INCLUDE ALL ITEMS NECESSARY FOR COMPLETE AND FULLY FUNCTIONAL INSTALLATION OF PRODUCTS AND SYSTEMS IDENTIFIED. ONLY ITEMS SPECIFICALLY INDICATED AS "BY OTHERS" OR "OWNER INSTALLED" MAY BE EXCLUDED FROM SCOPE.
5. THESE DRAWINGS SHALL BE TAKEN AS A PART OF THE ENTIRE PROJECT DESIGN INFORMATION, AND SHALL BE USED IN CONJUNCTION WITH THE PROJECT SPECIFICATIONS, REFERENCE DOCUMENTS, PERFORMANCE SPECIFICATIONS, AND ANY OWNER-SUPPLIED CRITERIA TO CONVEY THE REQUIREMENTS OF THE DESIGN. ANYTHING MENTIONED IN ONE POTION OF THE DOCUMENTS (I.E. THE SPECIFICATIONS) AND NOT SHOWN ON ANOTHER (I.E. THE DRAWINGS), OR SHOWN IN THE DRAWINGS BUT NOT IN THE SPECIFICATIONS SHALL BE INTERPRETED AS BEING IN BOTH. SPECIFIC INFORMATION SHALL TAKE PRECEDENCE OVER LESS SPECIFIC INFORMATION, REGARDLESS OF ITS LOCATION. THE COST OF SUCH COMPLETE SYSTEM OR ASSEMBLY SHALL BE INCLUDED WITHIN THE CONTRACT AMOUNT.
6. THE CONTRACTOR SHALL PLAN HIS WORK AND NOTIFY THE ARCHITECT OF ANY DISCREPANCY IN THE DOCUMENTATION PRIOR TO PROCEEDING WITH THE WORK. THE CONTRACTOR SHALL BE RESPONSIBLE FOR ALL MATERIALS AND METHODS REQUIRED TO CONSTRUCT THE PROJECT IN COMPLIANCE WITH THE DESIGN INTENT. THE DESIGN TEAM AND OWNER DOES NOT DICTATE THOSE METHODS, ONLY INTENT.
7. THE CONTRACTOR SHALL IN ALL CASES PROVIDE FOR AND ENFORCE A SAFE, CLEAN, AND WORKMANLIKE JOBSITE AND APPLY CONSTRUCTION INDUSTRY STANDARD BEST PRACTICES OR "BETTER" TO ALL CONSTRUCTION AND RELATED ACTIVITIES IN PERFORMANCE OF HIS RESPONSIBILITIES AND THOSE OF HIS SUBCONTRACTORS. HOWEVER, THE WORK ITSELF SHALL CONFORM TO THE INTENT OF THE CONTRACT DOCUMENTS, NOT NECESSARILY TO "COMMON PRACTICE" OR PERFORMANCE ON PREVIOUS PROJECTS.
8. ALL PROJECT COMMUNICATIONS SHALL BE FORMALIZED IN WRITING. NOTE THAT INFORMAL TEXT MESSAGING OR OTHER COMMUNICATIONS ON MOBILE DEVICES SHALL NOT CONSTITUTE "FORMALIZED IN WRITING."
9. THE CONTRACTOR SHALL REVIEW AND DEMONSTRATE UNDERSTANDING OF THE DESIGN INTENT DEPICTED HERE THROUGH SUBMITTAL OF REQUESTED PROJECT COORDINATION DRAWINGS, SAMPLES, MATERIALS, PRODUCT DATA, MOCK-UPS, AND OTHER REQUESTED COMMUNICATIONS.
10. PERFORM THE WORK AT THE PROJECT SITE DURING THE OWNER'S NORMAL BUSINESS HOURS, UNLESS OTHERWISE NOTED. OCCUPANTS WITHIN AND ADJACENT TO THE PROJECT SHALL CONTINUE UNINTERRUPTED OCCUPANCY DURING CONSTRUCTION OF THE PROJECT UNLESS COORDINATED IN ADVANCE. COORDINATE ALL LOGISTICS WITH OWNER, THROUGH THE ARCHITECT.
11. VERIFY FIELD CONDITIONS FOR COORDINATION WITH THE PROJECT DOCUMENTS PRIOR TO PROCEEDING WITH THE WORK. NOTIFY THE ARCHITECT OF ANY DISCREPANCIES.
12. COORDINATE THE WORK WITH ANY EQUIPMENT, FURNISHINGS, AND SYSTEMS PRESENTED BY THE OWNER/ARCHITECT FOR IMPLEMENTATION PRIOR TO OR DURING CONSTRUCTION.
13. AT THE END OF THE LIEN PERIOD, PAYMENT SHALL BE APPROVED FOR ALL PUNCH LIST ITEMS COMPLETED AT THAT TIME. AFTER THAT PAYMENT, NONE OF THE REMAINING FUNDS SHALL BE DUE THE CONTRACTOR UNTIL ALL PUNCH LIST ITEMS ARE COMPLETED AND ARE ACCEPTED BY THE ARCHITECT AND OWNER. IF THE DOLLAR VALUE OF THE PUNCH LIST EXCEEDS THE AMOUNT OF FUNDS, LESS THE RETAINAGE AMOUNT, IN THE REMAINING BALANCE OF THE CONTRACT, THEN THE PROJECT SHALL NOT BE ACCEPTED AS SUBSTANTIALLY COMPLETE. IF THE FUNDS REMAINING ARE LESS THAN THAT REQUIRED TO COMPLETE THE WORK, THE CONTRACTOR SHALL REIMBURSE THE OWNER THE DIFFERENCE.

DEFINITIONS:

1. "TYPICAL" OR "TYP" INDICATES AN IDENTICAL COMPLETE SYSTEM SHALL BE PROVIDED FOR ALL OCCURRENCES OF THE CONDITION NOTED.
2. "SIMILAR" OR "SIM" INDICATES COMPLETE SYSTEM AND COMPONENTS SHALL BE PROVIDED COMPARABLE TO THE CHARACTERISTICS OF THE DESIGN INTENT FOR THE CONDITION NOTED. SOME MODIFICATIONS MAY BE REQUIRED.
3. "AS REQUIRED" OR "AS REQ' INDICATES THAT COMPONENTS REQUIRED TO COMPLETE THE NOTED SYSTEM AS INDICATED IN THE PROJECT DOCUMENTS SHALL BE PROVIDED.
4. "ALIGN" INDICATES ACCURATELY PROVIDE FINISH FACES OF MATERIALS IN STRAIGHT, TRUE, AND PLUMB RELATION TO ADJACENT MATERIALS.
5. "ABOVE FINISHED FLOOR" OR "AFF" INDICATES A PLUMB MEASUREMENT TO THE NEAREST ADJACENT FLOOR SURFACE OF THE PROPOSED COMPLETED WORK.
6. "VERIFY" OR "VOJ" INDICATES THAT CONDITIONS SHOWN MUST BE VERIFIED ON THE JOBSITE TO DETERMINE WHETHER THE INDICATED CONDITION IS ACCURATE. NOTIFY THE ARCHITECT OF ANY DISCREPANCY OR CHANGES IN THE WORK REQUIRED BY VARYING SITE CONDITIONS.
7. "VARIES" INDICATES THAT THE NOTED CONDITION MAY DIFFER FROM ONE LOCATION TO THE NEXT. CONFIRM CONDITIONS WITH OTHER DOCUMENTATION.

DIMENSIONS:

1. DIMENSIONS SHOWN ON THE DRAWINGS SHALL INDICATE THE INTENDED SIZE, CLEARANCE, AND DIMENSIONAL RELATIONSHIP BETWEEN PROJECT SYSTEMS AND COMPONENTS.
2. DIMENSIONS SHALL NOT BE DETERMINED BY SCALING THE DRAWINGS.
3. NOTIFY THE ARCHITECT OF ANY DIMENSIONAL DISCREPANCY PRIOR TO PROCEEDING WITH THE WORK.
4. DIMENSIONS ARE INDICATED TO THE CENTERLINE OF THE STRUCTURAL GRID, FACE OF CONCRETE, FACE OF PARTITION STUD STRUCTURE AS INDICATED UNLESS OTHERWISE NOTED. FLOOR ELEVATIONS ARE INDICATED TO THE FACE OF THE STRUCTURAL SLAB, UNLESS OTHERWISE NOTED.
5. VERTICAL DIMENSIONS ARE INDICATED FROM THE FLOOR ELEVATION TO FACE OF FINISHED MATERIAL AT THE DIMENSION POINT, UNLESS NOTED "AFF", MEANING ABOVE FINISH FLOOR.
6. DIMENSIONS INDICATING "CLEAR" SHALL INDICATE THE MINIMUM DISTANCE REQUIRED FROM FINISH FACE TO FINISH FACE.
7. "ALIGN" SHALL REQUIRE THAT THE FINISH FACE AND/OR INDICATED SURFACES SHALL BE IN THE SAME PLANE. ALIGNMENT OF PARTITIONS AND FINISHES SHALL BE STRAIGHT, TRUE & PLUMB.
8. THE PRIORITY FOR PROJECT DIMENSIONS SHALL BE IN THE FOLLOWING ORDER:
   1) MINIMUM DIMENSION FOR BARRIER FREE ACCESSIBLE CLEARANCE & BUILDING CODE.
   2) DIMENSIONS MARKED "CLEAR"
   3) ALL OTHER DIMENSIONS

NOTIFY ARCHITECT OF ANY DIMENSIONAL DISCREPANCY, ESPECIALLY AS RELATED TO STRUCTURAL AND LIFE-SAFETY FEATURES OF THE PROJECT.

AQ STUDIOS ARCHITECTURE

pfluger

AQ Studios | Pfluger, AJV
115 E Main St.
Lafayette, LA 70501
337.235.8016

CONSULTANTS

CIVIL
RONKARTZ-OESTRIECHER
19198 DULLES DR
LAFAYETTE, LA 70506

STRUCTURAL
FOX-NESBIT ENGINEERING, LLC
9100 BLUEBONNET CENTER BLVD. #301
BATON ROUGE, LA 70809

MEP
ASSOCIATED DESIGN GROUP
3909 W. CONGRESS ST. #201
LAFAYETTE, LA 70506

OWNER
STATE OF LOUISIANA FP&C
1201 N. THIRD ST. #7-210
BATON ROUGE, LA 70802

FACILITY
UNIVERSITY OF LOUISIANA AT LAFAYETTE
LAFAYETTE, LA

UNIVERSITY of LOUISIANA LAFAYETTE

LOUISIANA DIVISION OF ADMINISTRATION

Schematic Design - Not for Construction

NO.	DESCRIPTION	DATE

NOT FOR REGULATORY APPROVAL, PERMITTING, OR CONSTRUCTION
29 JUL 2025

UNIVERSITY OF LOUISIANA AT LAFAYETTE - LEARNING LAB

COVER SHEET

COPYRIGHT 2025 AQ STUDIOS

AQ STUDIOS PROJECT NUMBER	23063
DATE	7/29/2025
DRAWN BY	Author
CHECKED BY	Checker

G0.01

Scale: As indicated

Autodesk Docs://23063 - State of Louisiana UL Learning Lab RVT25 (ACO)/AQ_23063_UL LEARNING LAB_NEW SITE_RVT25.rvt

8/1/2025 4:26:02 PM



1 RENDERING 1 - DESIGN OPTION B



2 RENDERING 2 - DESIGN OPTION B



3 RENDERING 3 - DESIGN OPTION B



4 RENDERING 4 - DESIGN OPTION B

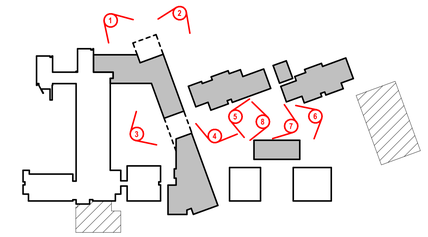

RENDERING KEY PLAN

AQ STUDIOS ARCHITECTURE

pfluger

AQ Studios | Pfluger, AJV
115 E Main St.
Lafayette, LA 70501
337.235.8016

CONSULTANTS

CIVIL
RONKARTZ-OESTRIECHER
19199 DULLES DR
LAFAYETTE, LA 70506

STRUCTURAL
FOX-NESBIT ENGINEERING, LLC
9100 BLUEBONNET CENTER BLVD. #301
BATON ROUGE, LA 70809

MEP
ASSOCIATED DESIGN GROUP
3909 W. CONGRESS ST, #201
LAFAYETTE, LA 70506

OWNER
STATE OF LOUISIANA FP&C
1201 N. THIRD ST. #7-210
BATON ROUGE, LA 70802

FACILITY
UNIVERSITY OF LOUISIANA AT LAFAYETTE
LAFAYETTE, LA

UNIVERSITY of LOUISIANA LAFAYETTE

LOUISIANA DIVISION OF ADMINISTRATION

KEY PLAN

Schematic Design - Not for Construction

NO.	DESCRIPTION	DATE

NOT FOR REGULATORY APPROVAL, PERMITTING, OR CONSTRUCTION
29 JUL 2025

UNIVERSITY OF LOUISIANA AT LAFAYETTE - LEARNING LAB

EXTERIOR RENDERINGS

COPYRIGHT 2025 AQ STUDIOS

AQ STUDIOS PROJECT NUMBER	23063
DATE	7/29/2025
DRAWN BY	Author
CHECKED BY	Checker

G0.02B

Scale: As indicated

Autodesk Docs://23063 - State of Louisiana UL Learning Lab RVT25 (ACC)/AQ_23063_UL LEARNING LAB_NEW SITE_RVT25.rvt

7/31/2025 5:10:04 PM



5 RENDERING 5 - DESIGN OPTION B



6 RENDERING 6 - DESIGN OPTION B



7 RENDERING 7 - DESIGN OPTION B



8 RENDERING 8 - DESIGN OPTION B

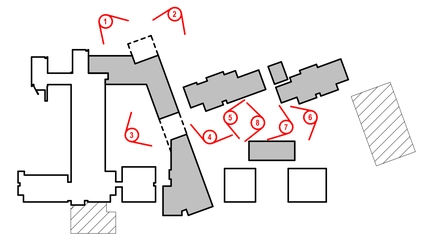

RENDERING KEY PLAN

AQ STUDIOS ARCHITECTURE

pfluger

AQ Studios | Pfluger, AJV
115 E Main St.
Lafayette, LA 70501
337.235.8016

CONSULTANTS

CIVIL
RONKARTZ-OESTRIECHER
19199 DULLES DR
LAFAYETTE, LA 70506

STRUCTURAL
FOX-NESBIT ENGINEERING, LLC
9100 BLUEBONNET CENTER BLVD. #301
BATON ROUGE, LA 70809

MEP
ASSOCIATED DESIGN GROUP
3909 W. CONGRESS ST, #201
LAFAYETTE, LA 70506

OWNER
STATE OF LOUISIANA FP&C
1201 N. THIRD ST. #7-210
BATON ROUGE, LA 70802

FACILITY
UNIVERSITY OF LOUISIANA AT LAFAYETTE
LAFAYETTE, LA

UNIVERSITY of LOUISIANA LAFAYETTE

LOUISIANA DIVISION OF ADMINISTRATION

KEY PLAN

Schematic Design - Not for Construction

NO.	DESCRIPTION	DATE

NOT FOR REGULATORY APPROVAL, PERMITTING, OR CONSTRUCTION
29 JUL 2025

UNIVERSITY OF LOUISIANA AT LAFAYETTE - LEARNING LAB

EXTERIOR RENDERINGS

COPYRIGHT 2025 AQ STUDIOS

AQ STUDIOS PROJECT NUMBER	23063
DATE	7/29/2025
DRAWN BY	Author
CHECKED BY	Checker

G0.03B

Scale: As indicated

Autodesk Docs://23063 - State of Louisiana UL Learning Lab RVT25 (ACCUAQ_23063_UL LEARNING LAB_NEW SITE_RVT25.rvt

7/31/2025 5:10:06 PM



LIBRARY ENTRANCE



PRIMARY SCHOOL POD



DINING ROOM



SECONDARY SCHOOL POD

AQ STUDIOS ARCHITECTURE

pfluger

AQ Studios | Pfluger, AJV
115 E Main St.
Lafayette, LA 70501
337.235.8016

CONSULTANTS

CIVIL
RONKARTZ-OESTRIECHER
19199 DULLES DR
LAFAYETTE, LA 70506

STRUCTURAL
FOX-NESBIT ENGINEERING, LLC
9100 BLUEBONNET CENTER BLVD. #301
BATON ROUGE, LA 70809

MEP
ASSOCIATED DESIGN GROUP
3909 W. CONGRESS ST, #201
LAFAYETTE, LA 70506

OWNER
STATE OF LOUISIANA FP&C
1201 N. THIRD ST. #7-210
BATON ROUGE, LA 70802

FACILITY
UNIVERSITY OF LOUISIANA AT LAFAYETTE
LAFAYETTE, LA

UNIVERSITY of LOUISIANA LAFAYETTE

LOUISIANA DIVISION OF ADMINISTRATION

KEY PLAN

Schematic Design - Not for Construction

NO.	DESCRIPTION	DATE

NOT FOR REGULATORY APPROVAL, PERMITTING, OR CONSTRUCTION
29 JUL 2025

UL LEARNING LAB - SOUTH CAMPUS

INTERIOR SCHEMATIC RENDERS

COPYRIGHT 2025 AQ STUDIOS

AQ STUDIOS PROJECT NUMBER	24-048
DATE	7/28/2025
DRAWN BY	Author
CHECKED BY	Checker

SD-4

Scale

Autodesk Docs://23063 - State of Louisiana UL Learning Lab RVT25 (ACC)/PFLUGER_24-048_UL LEARNING LAB_INTERIOR_RVT25.rvt

7/29/2025 2:59:17 PM



LEGEND

- MAIN ENTRY DRIVE ONTO SITE
- SECONDARY ENTRY DRIVE ONTO SITE; MAIN EXIT DURING DROP-OFF
- MAIN SECURE CAMPUS ENTRY
- SECONDARY CAMPUS ENTRY

1 SITE PLAN
1" = 40'-0"

AQ STUDIOS ARCHITECTURE

pfluger

AQ Studios | Pfluger, AJV
115 E Main St.
Lafayette, LA 70501
337.235.8016

CONSULTANTS

CIVIL
RONKARTZ-OESTRIECHER
19199 DULLES DR
LAFAYETTE, LA 70506

STRUCTURAL
FOX-NESBIT ENGINEERING, LLC
9100 BLUEBONNET CENTER BLVD. #301
BATON ROUGE, LA 70809

MEP
ASSOCIATED DESIGN GROUP
3909 W. CONGRESS ST, #201
LAFAYETTE, LA 70506

OWNER
STATE OF LOUISIANA FP&C
1201 N. THIRD ST. #7-210
BATON ROUGE, LA 70802

FACILITY
UNIVERSITY OF LOUISIANA AT LAFAYETTE
LAFAYETTE, LA

UNIVERSITY of LOUISIANA LAFAYETTE

LOUISIANA DIVISION OF ADMINISTRATION

KEY PLAN

Schematic Design - Not for Construction

NO.	DESCRIPTION	DATE

NOT FOR REGULATORY APPROVAL, PERMITTING, OR CONSTRUCTION
29 JUL 2025

UNIVERSITY OF LOUISIANA AT LAFAYETTE - LEARNING LAB

OVERALL SITE PLAN

COPYRIGHT 2025 AQ STUDIOS

AQ STUDIOS PROJECT NUMBER	23063
DATE	7/29/2025
DRAWN BY	Author
CHECKED BY	Checker

A1.01

Scale: As indicated

Autodesk Docs://23063 - State of Louisiana UL Learning Lab RVT25 (ACC)/AQ_23063_UL LEARNING LAB_NEW SITE_RVT25.rvt
7/31/2025 5:10:11 PM



Floor Plan - Level 01 — SCALE: 1" = 30'-0" — 1

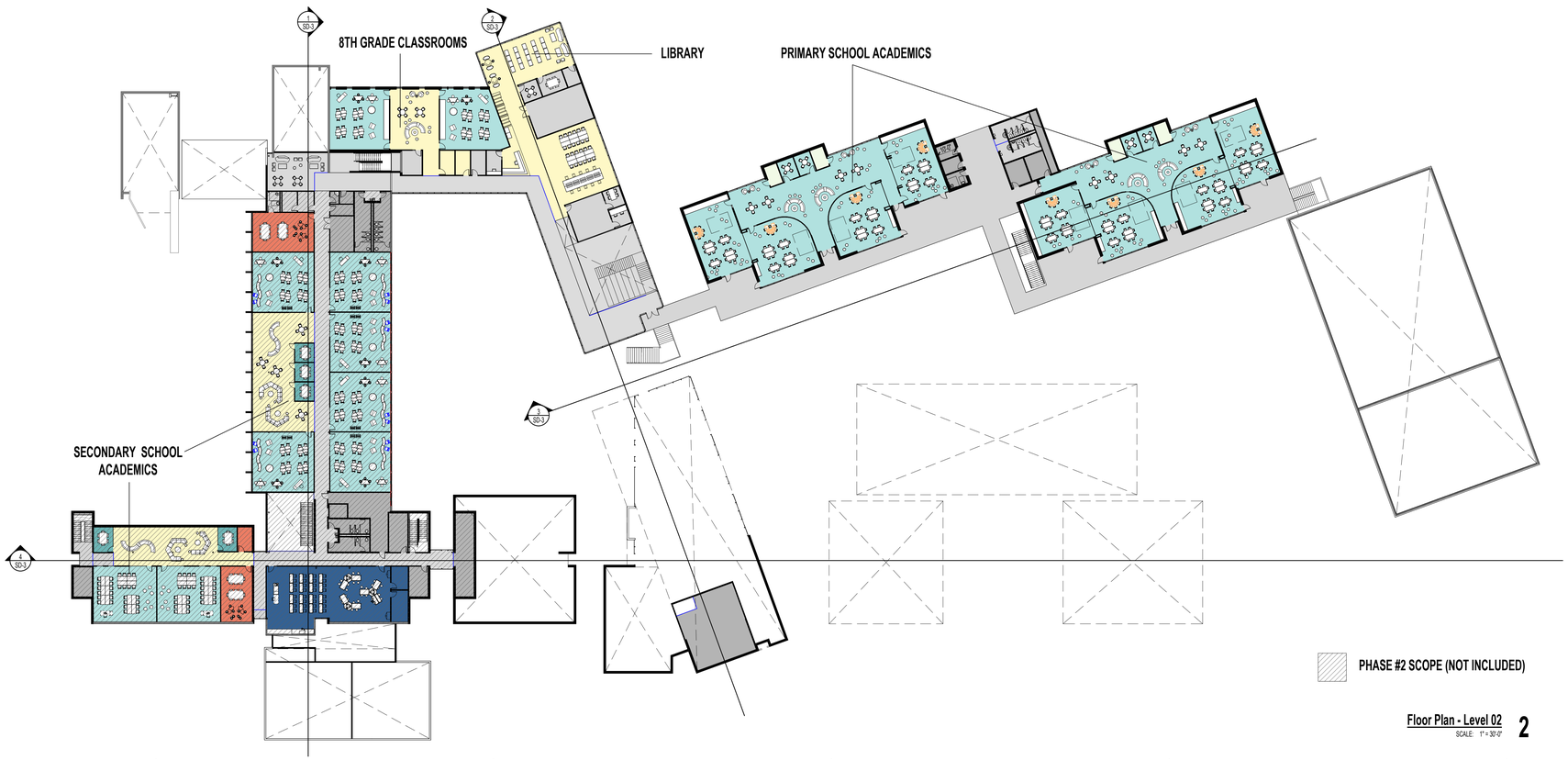

Floor Plan - Level 02 — SCALE: 1" = 30'-0" — 2

AQ STUDIOS ARCHITECTURE
pfluger
AQ Studios | Pfluger, AJV
115 E Main St.
Lafayette, LA 70501
337.235.8016

CONSULTANTS

CIVIL
RONKARTZ-OESTRIECHER
19199 DULLES DR
LAFAYETTE, LA 70506

STRUCTURAL
FOX-NESBIT ENGINEERING, LLC
9100 BLUEBONNET CENTER BLVD. #301
BATON ROUGE, LA 70809

MEP
ASSOCIATED DESIGN GROUP
3909 W. CONGRESS ST, #201
LAFAYETTE, LA 70506

OWNER
STATE OF LOUISIANA FP&C
1201 N. THIRD ST. #7-210
BATON ROUGE, LA 70802

FACILITY
UNIVERSITY OF LOUISIANA AT LAFAYETTE
LAFAYETTE, LA

UNIVERSITY of LOUISIANA LAFAYETTE
LOUISIANA DIVISION OF ADMINISTRATION

KEY PLAN

Schematic Design - Not for Construction

NO.	DESCRIPTION	DATE

NOT FOR REGULATORY APPROVAL, PERMITTING, OR CONSTRUCTION
29 JUL 2025

UL LEARNING LAB - SOUTH CAMPUS

SCHEMATIC DESIGN - OVERALL FLOOR PLANS

COPYRIGHT 2025 AQ STUDIOS

AQ STUDIOS PROJECT NUMBER	24-048
DATE	7/28/2025
DRAWN BY	Author
CHECKED BY	Checker

SD-1

Scale 1" = 30'-0"

Autodesk Docs://23063 - State of Louisiana UL Learning Lab RVT25 (ACC)/PFLUGER_24-048_UL LEARNING LAB_INTERIOR_RVT25.rvt
7/28/2025 2:58:30 PM



Floor Plan - Level 01 SEGMENT A 1

SCALE: 1" = 10'-0"

AQ STUDIOS ARCHITECTURE

pfluger

AQ Studios | Pfluger, AJV
115 E Main St.
Lafayette, LA 70501
337.235.8016

CONSULTANTS

CIVIL
RONKARTZ-OESTRIECHER
19199 DULLES DR
LAFAYETTE, LA 70506

STRUCTURAL
FOX-NESBIT ENGINEERING, LLC
9100 BLUEBONNET CENTER BLVD. #301
BATON ROUGE, LA 70809

MEP
ASSOCIATED DESIGN GROUP
3909 W. CONGRESS ST, #201
LAFAYETTE, LA 70506

OWNER
STATE OF LOUISIANA FP&C
1201 N. THIRD ST. #7-210
BATON ROUGE, LA 70802

FACILITY
UNIVERSITY OF LOUISIANA AT LAFAYETTE
LAFAYETTE, LA

UNIVERSITY of LOUISIANA LAFAYETTE

LOUISIANA DIVISION OF ADMINISTRATION

KEY PLAN

Schematic Design - Not for Construction

NO.	DESCRIPTION	DATE

NOT FOR REGULATORY APPROVAL, PERMITTING, OR CONSTRUCTION
29 JUL 2025

UL LEARNING LAB - SOUTH CAMPUS

SCHEMATIC DESIGN - LEVEL ONE - SEGMENT A

COPYRIGHT 2025 AQ STUDIOS

AQ STUDIOS PROJECT NUMBER	24-048
DATE	7/28/2025
DRAWN BY	Author
CHECKED BY	Checker

SD-1A

Scale 1" = 10'-0"

Autodesk Docs://23063 - State of Louisiana UL Learning Lab RVT25 (ACC)/PFLUGER_24-048_UL LEARNING LAB_INTERIOR_RVT25.rvt
7/29/2025 2:55:34 PM

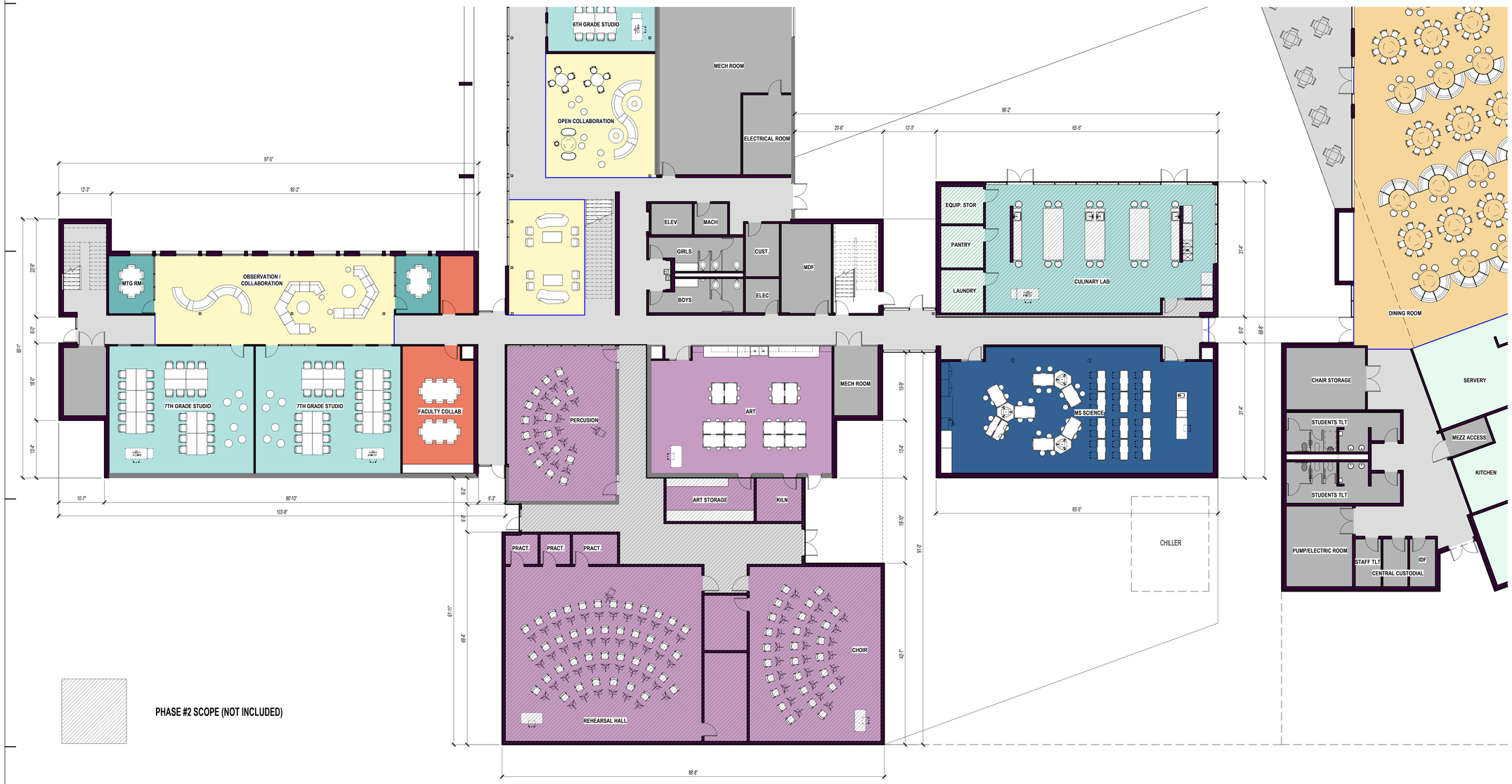

PHASE #2 SCOPE (NOT INCLUDED)

Floor Plan - Level 01 SEGMENT B

SCALE: 1" = 10'-0"

1

AQ STUDIOS ARCHITECTURE

pfluger

AQ Studios | Pfluger, AJV
115 E Main St.
Lafayette, LA 70501
337.235.8016

CONSULTANTS

CIVIL
RONKARTZ-OESTRIECHER
19199 DULLES DR
LAFAYETTE, LA 70506

STRUCTURAL
FOX-NESBIT ENGINEERING, LLC
9100 BLUEBONNET CENTER BLVD. #301
BATON ROUGE, LA 70809

MEP
ASSOCIATED DESIGN GROUP
3909 W. CONGRESS ST, #201
LAFAYETTE, LA 70506

OWNER
STATE OF LOUISIANA FP&C
1201 N. THIRD ST. #7-210
BATON ROUGE, LA 70802

FACILITY
UNIVERSITY OF LOUISIANA AT LAFAYETTE
LAFAYETTE, LA

UNIVERSITY of LOUISIANA LAFAYETTE

LOUISIANA DIVISION OF ADMINISTRATION

KEY PLAN

Schematic Design - Not for Construction

NO.	DESCRIPTION	DATE

NOT FOR REGULATORY APPROVAL, PERMITTING, OR CONSTRUCTION
29 JUL 2025

UL LEARNING LAB - SOUTH CAMPUS

SCHEMATIC DESIGN - LEVEL ONE - SEGMENT B

COPYRIGHT 2025 AQ STUDIOS

AQ STUDIOS PROJECT NUMBER	24-048
DATE	7/28/2025
DRAWN BY	Author
CHECKED BY	Checker

SD-1B

Scale 1" = 10'-0"

Autodesk Docs://23063 - State of Louisiana UL Learning Lab RVT25 (ACO)PFLUGER_24-048_UL LEARNING LAB_INTERIOR_RVT25.rvt
7/28/2025 2:58:41 PM



PHASE #2 SCOPE (NOT INCLUDED)

Floor Plan - Level 01 SEGMENT C 1

SCALE: 1" = 10'-0"

AQ STUDIOS ARCHITECTURE

pfluger

AQ Studios | Pfluger, AJV
115 E Main St.
Lafayette, LA 70501
337.235.8016

CONSULTANTS

CIVIL
RONKARTZ-OESTRIECHER
19199 DULLES DR
LAFAYETTE, LA 70506

STRUCTURAL
FOX-NESBIT ENGINEERING, LLC
9100 BLUEBONNET CENTER BLVD. #301
BATON ROUGE, LA 70809

MEP
ASSOCIATED DESIGN GROUP
3909 W. CONGRESS ST, #201
LAFAYETTE, LA 70506

OWNER
STATE OF LOUISIANA FP&C
1201 N. THIRD ST. #7-210
BATON ROUGE, LA 70802

FACILITY
UNIVERSITY OF LOUISIANA AT LAFAYETTE
LAFAYETTE, LA

UNIVERSITY of LOUISIANA LAFAYETTE

LOUISIANA DIVISION OF ADMINISTRATION

KEY PLAN

Schematic Design - Not for Construction

NO.	DESCRIPTION	DATE

NOT FOR REGULATORY APPROVAL, PERMITTING, OR CONSTRUCTION
29 JUL 2025

UL LEARNING LAB - SOUTH CAMPUS

SCHEMATIC DESIGN - LEVEL ONE - SEGMENT C

COPYRIGHT 2025 AQ STUDIOS

AQ STUDIOS PROJECT NUMBER	24-048
DATE	7/28/2025
DRAWN BY	Author
CHECKED BY	Checker

SD-1C

Scale 1" = 10'-0"

Autodesk Docs://23063 - State of Louisiana UL Learning Lab RVT25 (ACC)/PFLUGER_24-048_UL LEARNING LAB_INTERIOR_RVT25.rvt
7/28/2025 2:58:49 PM

PHASE #2 SCOPE (NOT INCLUDED)

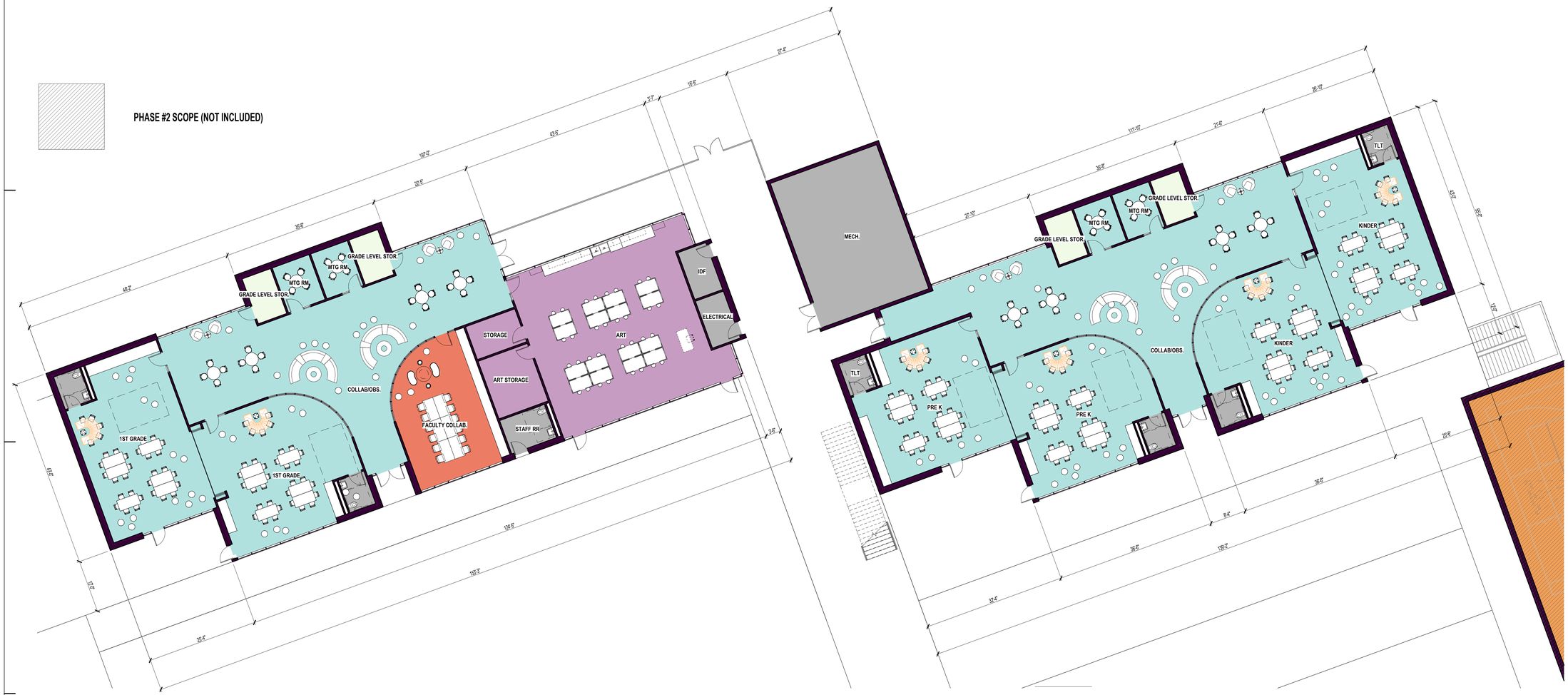

Floor Plan - Level 01 SEGMENT D

SCALE: 1" = 10'-0"

1

AQ STUDIOS ARCHITECTURE

pfluger

AQ Studios | Pfluger, AJV
115 E Main St.
Lafayette, LA 70501
337.235.8016

CONSULTANTS

CIVIL
RONKARTZ-OESTRIECHER
1919B DULLES DR.
LAFAYETTE, LA 70506

STRUCTURAL
FOX-NESBIT ENGINEERING, LLC
9100 BLUEBONNET CENTER BLVD. #301
BATON ROUGE, LA 70809

MEP
ASSOCIATED DESIGN GROUP
3909 W. CONGRESS ST, #201
LAFAYETTE, LA 70506

OWNER
STATE OF LOUISIANA FP&C
1201 N. THIRD ST. #7-210
BATON ROUGE, LA 70802

FACILITY
UNIVERSITY OF LOUISIANA AT LAFAYETTE
LAFAYETTE, LA

UNIVERSITY of LOUISIANA LAFAYETTE

LOUISIANA DIVISION OF ADMINISTRATION

KEY PLAN

Schematic Design - Not for Construction

NO.	DESCRIPTION	DATE

NOT FOR REGULATORY APPROVAL, PERMITTING, OR CONSTRUCTION
29 JUL 2025

UL LEARNING LAB - SOUTH CAMPUS

SCHEMATIC DESIGN - LEVEL ONE - SEGMENT D

COPYRIGHT 2025 AQ STUDIOS

AQ STUDIOS PROJECT NUMBER	24-048
DATE	7/28/2025
DRAWN BY	Author
CHECKED BY	Checker

SD-1D

Scale 1" = 10'-0"

Autodesk Docs://2063 - State of Louisiana UL Learning Lab RVT25 (ACC)/PFLUGER_24-048_UL LEARNING LAB_INTERIOR_RVT25.rvt
7/29/2025 2:58:55 PM



Floor Plan - Level 02 SEGMENT A 1

SCALE: 1" = 10'-0"

AQ STUDIOS ARCHITECTURE

pfluger

AQ Studios | Pfluger, AJV
115 E Main St.
Lafayette, LA 70501
337.235.8016

CONSULTANTS

CIVIL
RONKARTZ-OESTRIECHER
19199 DULLES DR
LAFAYETTE, LA 70506

STRUCTURAL
FOX-NESBIT ENGINEERING, LLC
9100 BLUEBONNET CENTER BLVD. #301
BATON ROUGE, LA 70809

MEP
ASSOCIATED DESIGN GROUP
3909 W. CONGRESS ST, #201
LAFAYETTE, LA 70506

OWNER
STATE OF LOUISIANA FP&C
1201 N. THIRD ST. #7-210
BATON ROUGE, LA 70802

FACILITY
UNIVERSITY OF LOUISIANA AT LAFAYETTE
LAFAYETTE, LA

UNIVERSITY of LOUISIANA LAFAYETTE

LOUISIANA DIVISION OF ADMINISTRATION

KEY PLAN

Schematic Design - Not for Construction

NO.	DESCRIPTION	DATE

NOT FOR REGULATORY APPROVAL, PERMITTING, OR CONSTRUCTION
29 JUL 2025

UL LEARNING LAB - SOUTH CAMPUS

SCHEMATIC DESIGN - LEVEL TWO - SEGMENT A

COPYRIGHT 2025 AQ STUDIOS

AQ STUDIOS PROJECT NUMBER	24-048
DATE	7/28/2025
DRAWN BY	Author
CHECKED BY	Checker

SD-2A

Scale 1" = 10'-0"

Autodesk Docs://23063 - State of Louisiana UL Learning Lab RVT25 (ACC)/PFLUGER_24-048_UL LEARNING LAB_INTERIOR_RVT25.rvt
7/31/2025 3:19:19 PM

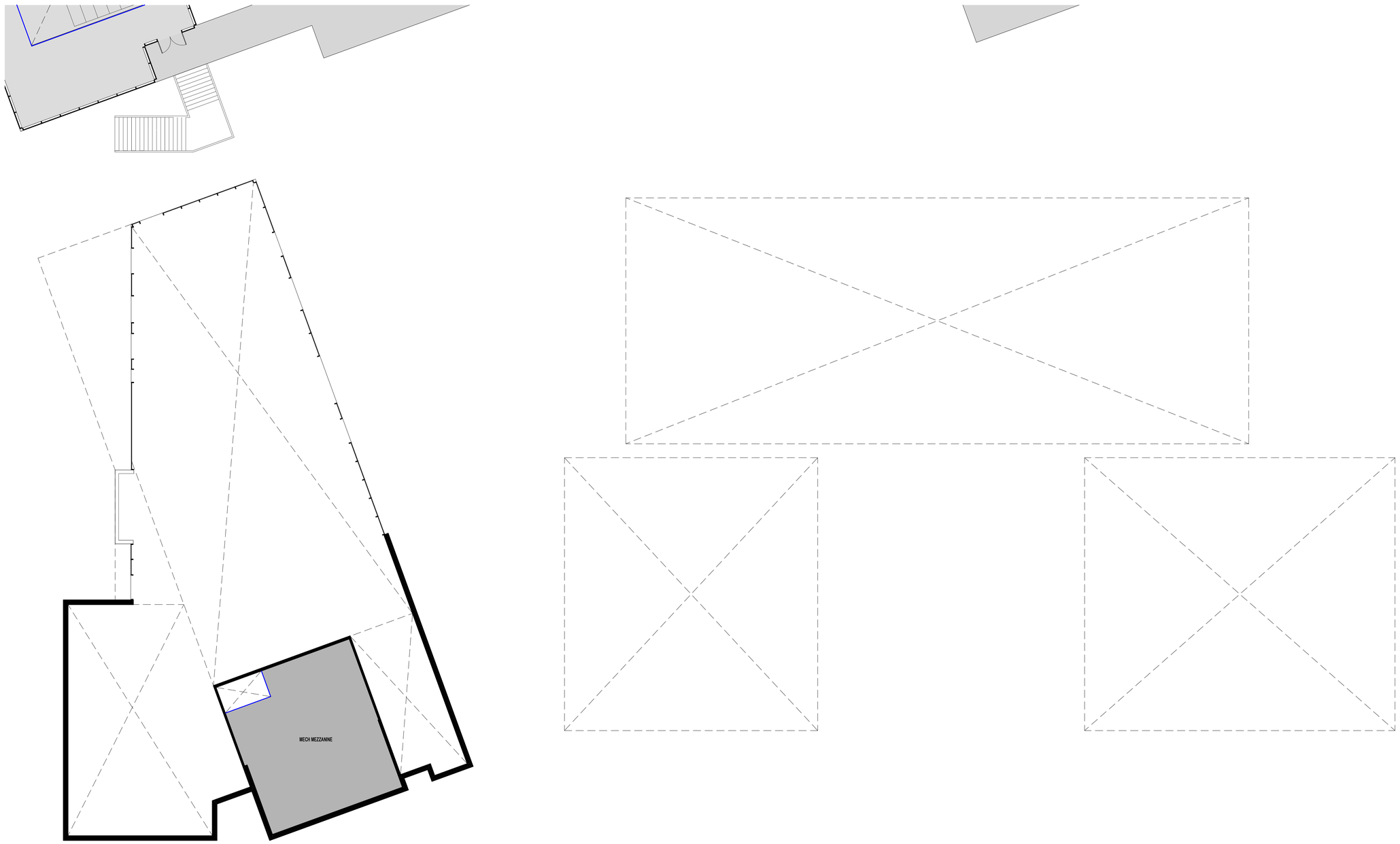

Floor Plan - Level 02 SEGMENT C 1

SCALE: 1" = 10'-0"

AQ STUDIOS ARCHITECTURE

pfluger

AQ Studios | Pfluger, AJV
115 E Main St.
Lafayette, LA 70501
337.235.8016

CONSULTANTS

CIVIL
RONKARTZ-OESTRIECHER
1919B DULLES DR.
LAFAYETTE, LA 70506

STRUCTURAL
FOX-NESBIT ENGINEERING, LLC
9100 BLUEBONNET CENTER BLVD. #301
BATON ROUGE, LA 70809

MEP
ASSOCIATED DESIGN GROUP
3909 W. CONGRESS ST. #201
LAFAYETTE, LA 70506

OWNER
STATE OF LOUISIANA FP&C
1201 N. THIRD ST. #7-210
BATON ROUGE, LA 70802

FACILITY
UNIVERSITY OF LOUISIANA AT LAFAYETTE
LAFAYETTE, LA

UNIVERSITY of LOUISIANA LAFAYETTE

LOUISIANA DIVISION OF ADMINISTRATION

KEY PLAN

Schematic Design - Not for Construction

NO.	DESCRIPTION	DATE

NOT FOR REGULATORY APPROVAL, PERMITTING, OR CONSTRUCTION
29 JUL 2025

UL LEARNING LAB - SOUTH CAMPUS

SCHEMATIC DESIGN - LEVEL TWO - SEGMENT C

COPYRIGHT 2025 AQ STUDIOS

AQ STUDIOS PROJECT NUMBER	24-048
DATE	7/28/2025
DRAWN BY	Author
CHECKED BY	Checker

SD-2C

Scale 1" = 10'-0"

Autodesk Docs://23063 - State of Louisiana UL Learning Lab RV725 (ACC)/PFLUGER_24-048_UL LEARNING LAB_INTERIOR_RV725.rvt

7/29/2025 2:59:02 PM

PHASE #2 SCOPE (NOT INCLUDED)

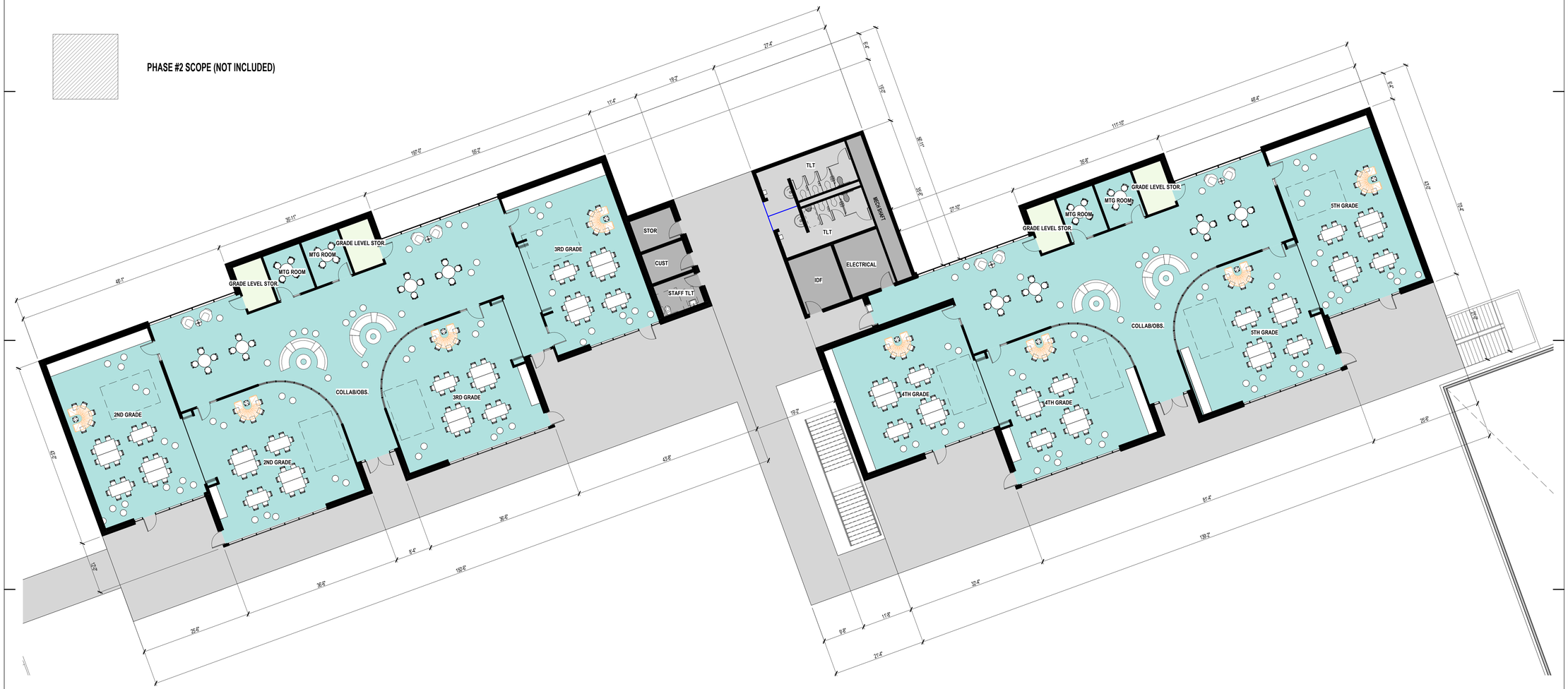

Floor Plan - Level 02 SEGMENT D 1

SCALE: 1" = 10'-0"

AQ STUDIOS ARCHITECTURE

pfluger

AQ Studios | Pfluger, AJV
115 E Main St.
Lafayette, LA 70501
337.235.8016

CONSULTANTS

CIVIL
RONKARTZ-OESTRIECHER
19199 DULLES DR
LAFAYETTE, LA 70506

STRUCTURAL
FOX-NESBIT ENGINEERING, LLC
9100 BLUEBONNET CENTER BLVD. #301
BATON ROUGE, LA 70809

MEP
ASSOCIATED DESIGN GROUP
3909 W. CONGRESS ST, #201
LAFAYETTE, LA 70506

OWNER
STATE OF LOUISIANA FP&C
1201 N. THIRD ST. #7-210
BATON ROUGE, LA 70802

FACILITY
UNIVERSITY OF LOUISIANA AT LAFAYETTE
LAFAYETTE, LA

UNIVERSITY of LOUISIANA LAFAYETTE

LOUISIANA DIVISION OF ADMINISTRATION

KEY PLAN

Schematic Design - Not for Construction

NO.	DESCRIPTION	DATE

NOT FOR REGULATORY APPROVAL, PERMITTING, OR CONSTRUCTION
29 JUL 2025

UL LEARNING LAB - SOUTH CAMPUS

SCHEMATIC DESIGN - LEVEL TWO - SEGMENT D

COPYRIGHT 2025 AQ STUDIOS

AQ STUDIOS PROJECT NUMBER	24-048
DATE	7/28/2025
DRAWN BY	Author
CHECKED BY	Checker

SD-2D

Scale 1" = 10'-0"

Autodesk Docs://23063 - State of Louisiana UL Learning Lab RVT25 (ACC)/PFLUSER_24-048_UL LEARNING LAB_INTERIOR_RVT25.rvt
7/29/2025 2:59:10 PM

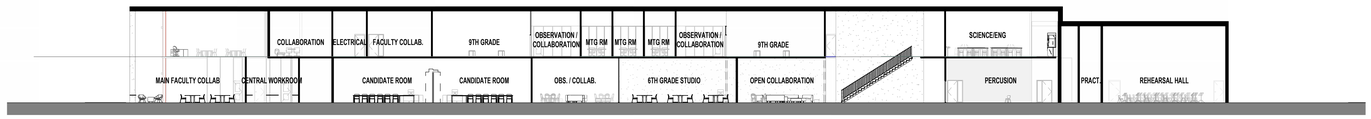

Section 6 1
SCALE: 1" = 20'-0"

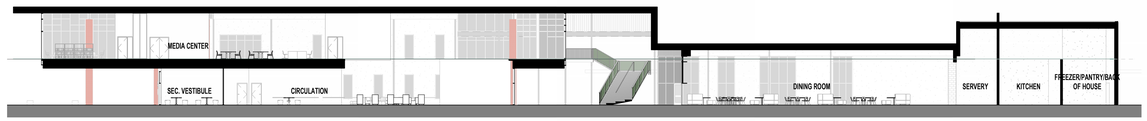

Section 7 2
SCALE: 1" = 20'-0"



Section 8 3
SCALE: 1" = 20'-0"

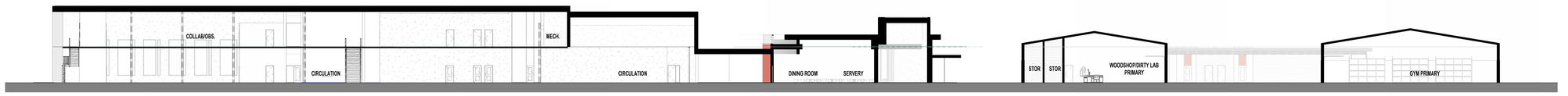

Section 5 4
SCALE: 1" = 20'-0"

AQ STUDIOS ARCHITECTURE

pfluger

AQ Studios | Pfluger, AJV
115 E Main St.
Lafayette, LA 70501
337.235.8016

CONSULTANTS

CIVIL
RONKARTZ-OESTRIECHER
19199 DULLES DR
LAFAYETTE, LA 70506

STRUCTURAL
FOX-NESBIT ENGINEERING, LLC
9100 BLUEBONNET CENTER BLVD. #301
BATON ROUGE, LA 70809

MEP
ASSOCIATED DESIGN GROUP
3909 W. CONGRESS ST, #201
LAFAYETTE, LA 70506

OWNER
STATE OF LOUISIANA FP&C
1201 N. THIRD ST. #7-210
BATON ROUGE, LA 70802

FACILITY
UNIVERSITY OF LOUISIANA AT LAFAYETTE
LAFAYETTE, LA

UNIVERSITY of LOUISIANA LAFAYETTE

LOUISIANA DIVISION OF ADMINISTRATION

KEY PLAN

Schematic Design - Not for Construction

NO.	DESCRIPTION	DATE

NOT FOR REGULATORY APPROVAL, PERMITTING, OR CONSTRUCTION
29 JUL 2025

UL LEARNING LAB - SOUTH CAMPUS

SECTIONS

COPYRIGHT 2025 AQ STUDIOS

AQ STUDIOS PROJECT NUMBER	24-048
DATE	7/28/2025
DRAWN BY	Author
CHECKED BY	Checker

SD-3

Scale 1" = 20'-0"

Autodesk Docs://23063 - State of Louisiana UL Learning Lab RVT25 (ACO)PFLUGER_24-048_UL LEARNING LAB_INTERIOR_RVT25.rvt
7/28/2025 2:59:17 PM

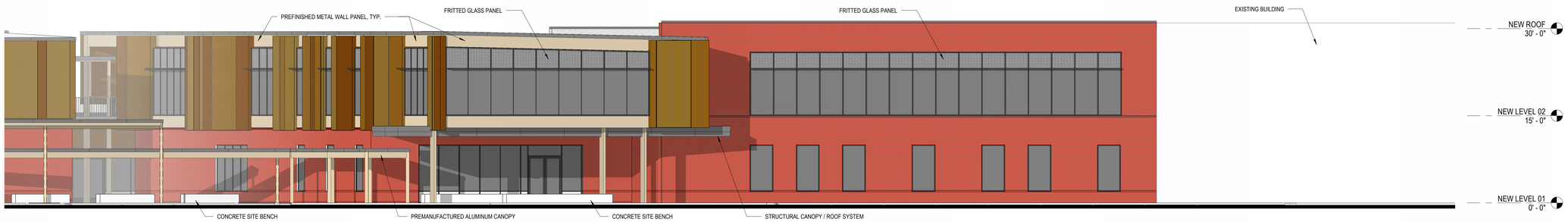

1 BUILDING ELEVATION - FRONT ENTRY - OPTION B
1/8" = 1'-0"

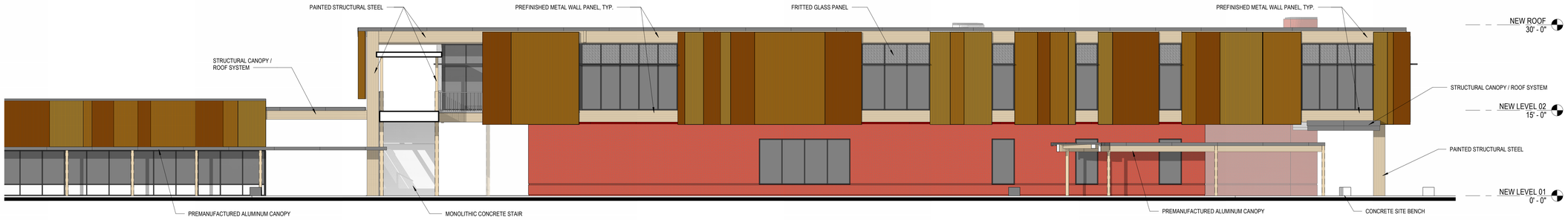

2 BUILDING ELEVATION - MEDIA CENTER / DINING EAST - OPTION B
1/8" = 1'-0"

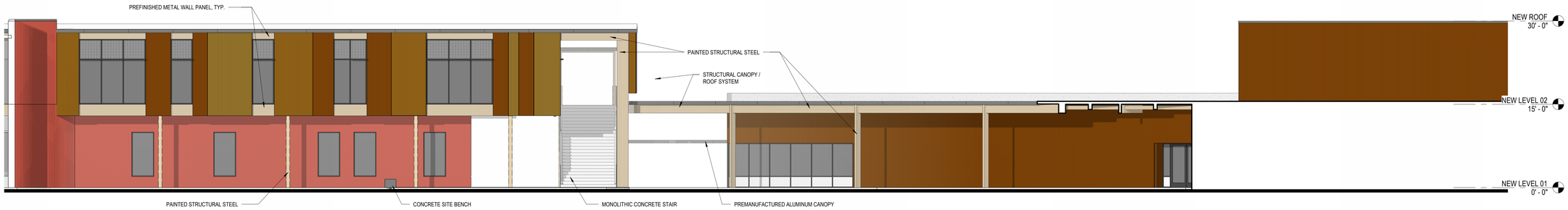

3 BUILDING ELEVATION - MEDIA CENTER / DINING WEST - OPTION B
1/8" = 1'-0"

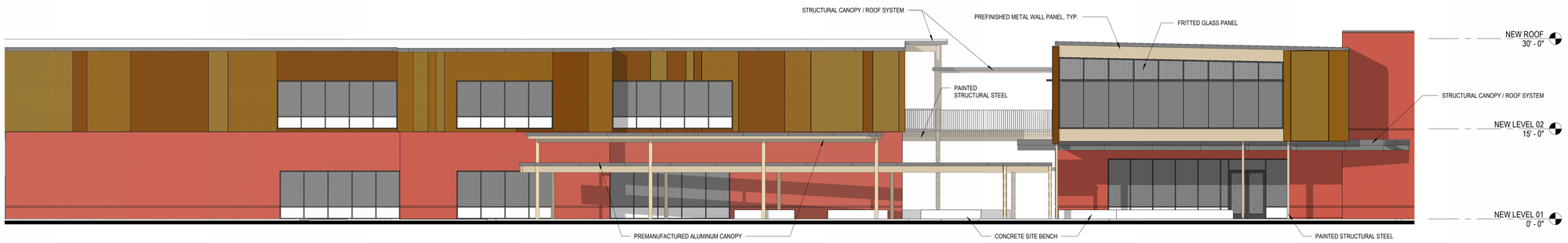

4 BUILDING ELEVATION - ACADEMIC WING NORTH 1 - OPTION B
1/8" = 1'-0"



5 BUILDING ELEVATION - ACADEMIC WING NORTH 2 - OPTION B
1/8" = 1'-0"

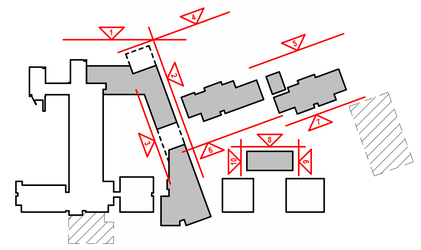

ELEVATION KEY PLAN

ELEVATION LEGEND

- PRE-FINISHED METAL FASCIA PANEL
- PRE-FINISHED METAL WALL PANEL
- FACE BRICK
- INSULATED AND/OR TEMPERED GLAZING IN ALUMINUM FRAME STOREFRONT / CURTAINWALL SYSTEM
- PRE-ENGINEERED METAL ROOF SYSTEM

AQ STUDIOS ARCHITECTURE
pfluger
AQ Studios | Pfluger, AJV
115 E Main St.
Lafayette, LA 70501
337.235.8016

CONSULTANTS

CIVIL
RONKARTZ-OESTRIECHER
19199 DULLES DR
LAFAYETTE, LA 70506

STRUCTURAL
FOX-NESBIT ENGINEERING, LLC
9100 BLUEBONNET CENTER BLVD. #301
BATON ROUGE, LA 70809

MEP
ASSOCIATED DESIGN GROUP
3909 W. CONGRESS ST, #201
LAFAYETTE, LA 70506

OWNER
STATE OF LOUISIANA FP&C
1201 N. THIRD ST. #7-210
BATON ROUGE, LA 70802

FACILITY
UNIVERSITY OF LOUISIANA AT LAFAYETTE
LAFAYETTE, LA

UNIVERSITY of LOUISIANA LAFAYETTE
LOUISIANA DIVISION OF ADMINISTRATION

Schematic Design - Not for Construction

NO.	DESCRIPTION	DATE

NOT FOR REGULATORY APPROVAL, PERMITTING, OR CONSTRUCTION
29 JUL 2025

UNIVERSITY OF LOUISIANA AT LAFAYETTE - LEARNING LAB

EXTERIOR ELEVATIONS

COPYRIGHT 2025 AQ STUDIOS

AQ STUDIOS PROJECT NUMBER	23063
DATE	7/29/2025
DRAWN BY	Author
CHECKED BY	Checker

A3.01B

Scale: As indicated

Autodesk Docs://23063 - State of Louisiana UL Learning Lab RVT25 (ACC)/AQ_23063_UL LEARNING LAB_NEW SITE_RVT25.rvt
8/1/2025 4:25:30 PM

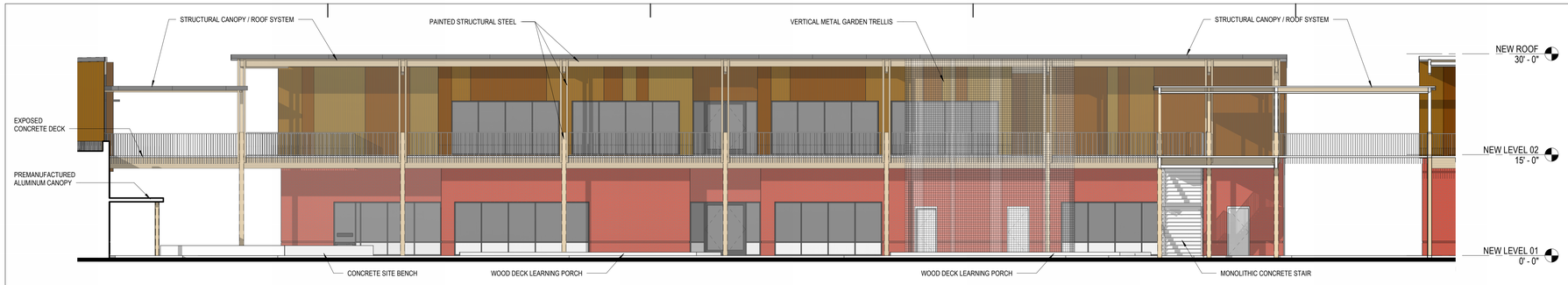

6 BUILDING ELEVATION - ACADEMIC WING SOUTH 1 - OPTION B
1/8" = 1'-0"

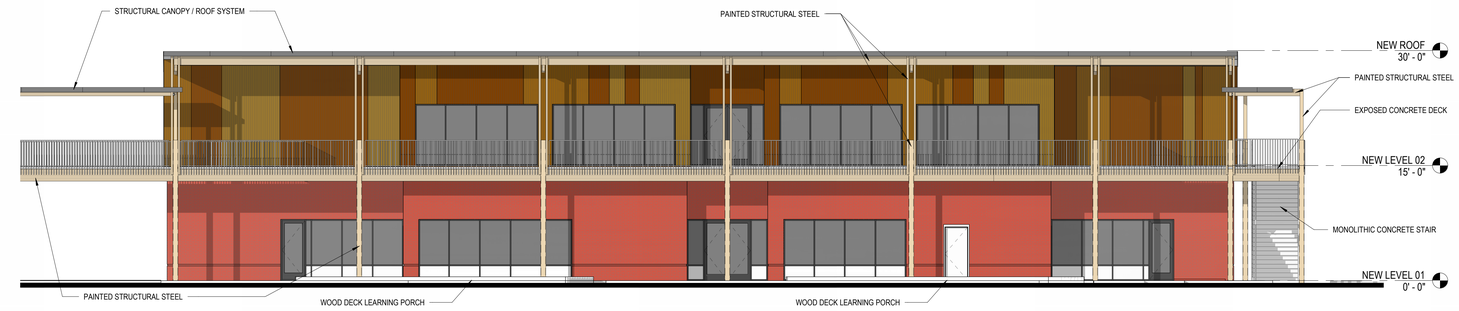

7 BUILDING ELEVATION - ACADEMIC WING SOUTH 2 - OPTION B
1/8" = 1'-0"

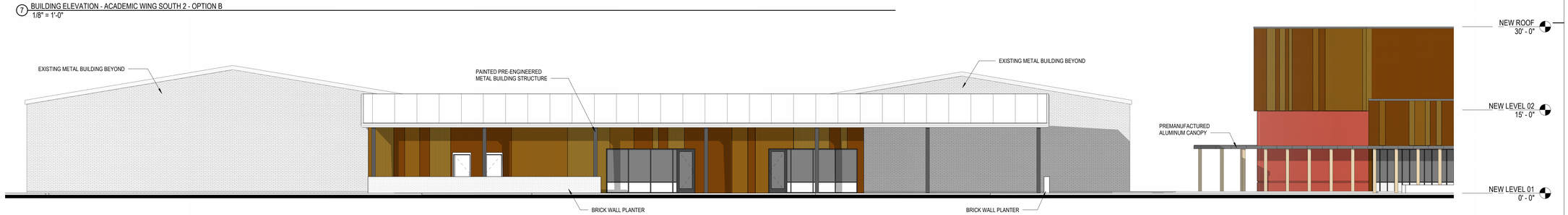

8 BUILDING ELEVATION - INTERACTIVE LEARNING PODS NORTH - OPTION B
1/8" = 1'-0"

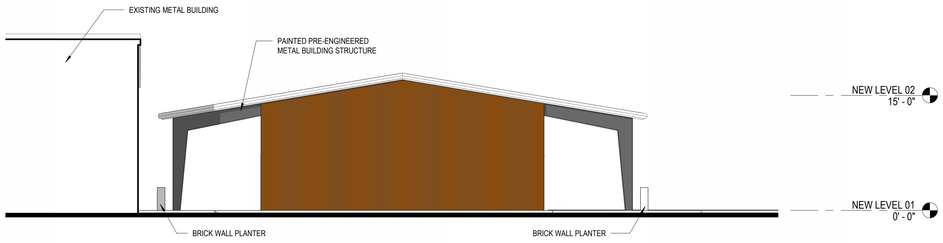

9 BUILDING ELEVATION -INTERACTIVE LEARNING PODS EAST -OPTION B
1/8" = 1'-0"

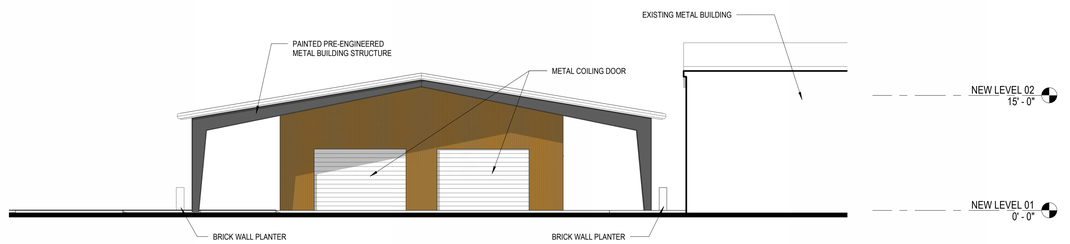

10 BUILDING ELEVATION-INTERACTIVE LEARNING PODS WEST-OPTION B
1/8" = 1'-0"

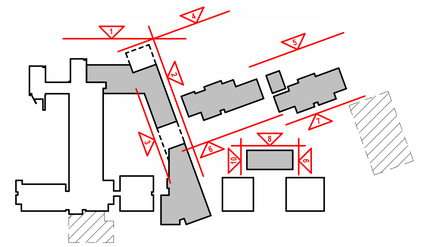

ELEVATION KEY PLAN

AQ STUDIOS ARCHITECTURE
pfluger
AQ Studios | Pfluger, AJV
115 E Main St.
Lafayette, LA 70501
337.235.8016

CONSULTANTS

CIVIL
RONKARTZ-OESTRIECHER
19199 DULLES DR
LAFAYETTE, LA 70506

STRUCTURAL
FOX-NESBIT ENGINEERING, LLC
9100 BLUEBONNET CENTER BLVD. #301
BATON ROUGE, LA 70809

MEP
ASSOCIATED DESIGN GROUP
3909 W. CONGRESS ST. #201
LAFAYETTE, LA 70506

OWNER
STATE OF LOUISIANA FP&C
1201 N. THIRD ST. #7-210
BATON ROUGE, LA 70802

FACILITY
UNIVERSITY OF LOUISIANA AT LAFAYETTE
LAFAYETTE, LA

UNIVERSITY of LOUISIANA LAFAYETTE
LOUISIANA DIVISION OF ADMINISTRATION

ELEVATION LEGEND

- PRE-FINISHED METAL FASCIA PANEL
- PRE-FINISHED METAL WALL PANEL
- FACE BRICK
- INSULATED AND/OR TEMPERED GLAZING IN ALUMINUM FRAME STOREFRONT / CURTAINWALL SYSTEM
- PRE-ENGINEERED METAL ROOF SYSTEM

Schematic Design - Not for Construction

NO.	DESCRIPTION	DATE

NOT FOR REGULATORY APPROVAL, PERMITTING, OR CONSTRUCTION
29 JUL 2025

UNIVERSITY OF LOUISIANA AT LAFAYETTE - LEARNING LAB

EXTERIOR ELEVATIONS

COPYRIGHT 2025 AQ STUDIOS

AQ STUDIOS PROJECT NUMBER	23063
DATE	7/29/2025
DRAWN BY	Author
CHECKED BY	Checker

A3.02B

Scale: As indicated

Autodesk Docs://23063 - State of Louisiana UL Learning Lab RVT25 (ACC)/AQ_23063_UL LEARNING LAB_NEW SITE_RVT25.rvt
8/1/2025 4:26:49 PM