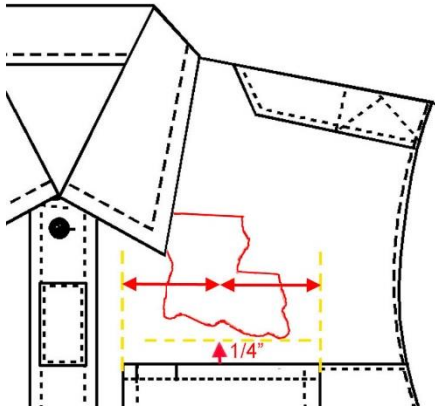
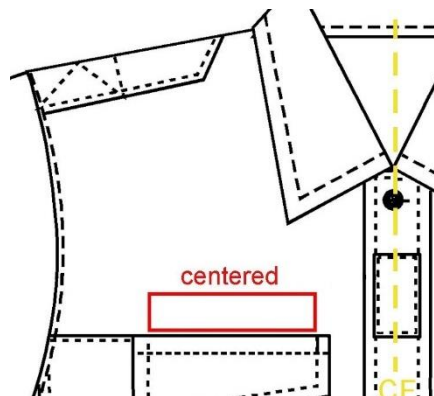


CUSTOMIZATION: Emblems & embroidery shall be added to stock shirts; color: 04/Dk. Navy
styles: 8632LSP & 8642LSP Gold and 8632LSP-1 & 8642LSP-1 Silver



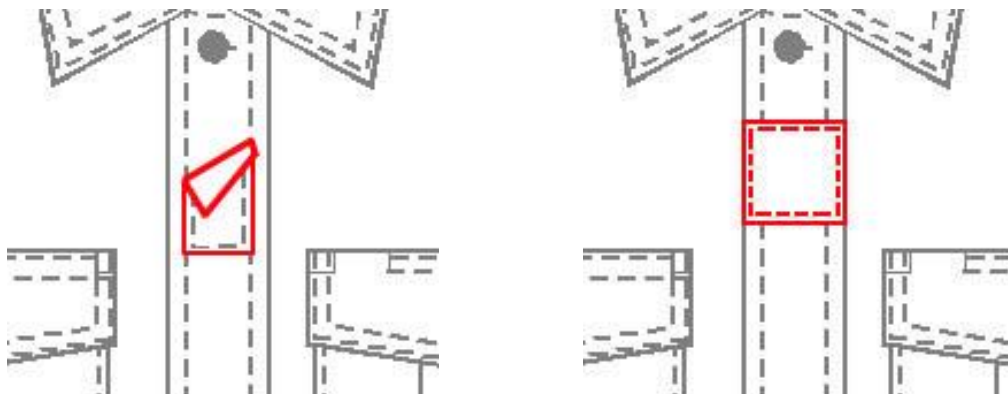
- **FRONT CHEST EMBLEM**

- LA State shape; embroidered onto garment
 - reference: EB2054 (gold) or EB2055 (silver)
- The emblem shall be placed on the Wearers Left Chest:
 - 1/4" above the top of the chest pocket flap to the bottom of the State emblem for all sizes
 - Centered over the pocket, from the left to the right sides of the flap to the center of the emblem



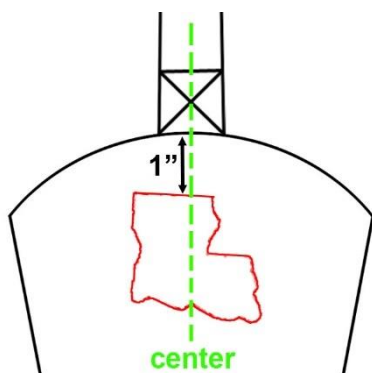
- **FRONT CHEST NAME TAPE**

- Measures: 5" L x 1" H; sewn onto garment
- The name tape shall be placed on Wearers Right Chest:
 - Directly/0" above the top of the chest pocket flap to the bottom of the loop tape, for all sizes
 - Centered over chest pocket flap
 - The name tape is supplied with the stock shirt
 - Hook tape shall be applied to the back of the finished Name Tape by the customer



- **RANK EMBLEM**

- Remove the Mic Tab from the center front placket
- The loop tape shall measure 1-1/4" x 1-1/4" inches
- Place the loop tape onto the center front placket with the top edge where the Mic Tab had been
- Sew all 4 sides of the loop tape to the placket
 - Rank emblem will be applied by the customer



- **LEFT & RIGHT SLEEVE EMBLEM**

- LA State shape; shall be sewn permanently onto the garment
 - Reference: gold or silver
- Center of the emblem based on the center of the patch
- The Emblem shall be placed in relation to the Wearers Sleeve/Armhole seam:
 - 1" down from the armhole seam to the top of the Emblem
 - Center the Emblem based on the natural shoulder seam