

**LOUISIANA
DEPARTMENT OF TRANSPORTATION AND DEVELOPMENT
SPECIFICATIONS**

**SAFETY PRODUCT
TYPE III BARRICADE ASSEMBLIES
PANELS AND LEGS**

DESCRIPTION:

This specification sets forth the requirements for the panel and leg assemblies of an NCHRP 350 compliant Type III Barricade to be used by DOTD personnel for traffic channelizing during various roadway maintenance.

PANEL ASSEMBLY

Product ID 10039 – Type III Barricade Panel Assembly

General

The panel assembly shall consist of three (3) panels and two (2) uprights. The panel shall be supplied fully assembled with an overall assembled measurement of 8' W x 5' H (+/- 0.5") as indicated in **Figure 1**.

Panels

Each panel of the assembly shall measure 8' (+/- 0.25") x 8" (+/- 0.25") with a thickness of 0.850" (+/- 0.15").

Panels shall have a core constructed of seven internal I-beams for structural support and shall be fabricated from a high-density polyethylene or polypropylene.

Panels shall have alternating white and orange stripped sheeting on both side, one side shall be left stripped and the other shall be right stripped. Sheeting must be Type III Reflective Sheeting for Barricades that meets the requirements of ASTM D4956 and is an approved product listed on the Approved Materials List (AML) for Reflective Sheeting, Material Category: Reflective Sheeting Type III for Temporary Signs, Barricades, and Channelizing Devices (ReflectSheet, TIII,TempSign,Barr,ChanDev).

Uprights

Uprights shall be square steel posts measuring 1 ¾" x 1 ¾" x 63" (+/-0.25"). Posts shall be made of hot-dipped galvanized steel that conforms to ASTM A653, G90 with a chromate conversion coating and a clear organic polymer topcoat.

Uprights shall have predrilled 7/16" (+/- 1/64") holes on 1" centers running the length of the posts on all four sides. Holes shall be on the centerline of each side in true alignment and opposite each other directly and diagonally. Holes shall be spaced so that when telescoping the uprights to the riser sections of the leg assembly, the holes will line-up on all four sides.

LEG ASSEMBLY

Product ID 10040 – Type III Barricade Collapsible Leg Assembly

General

Each leg assembly shall consist of one (1) riser and one (1) base, with a collapsible mechanism at the connection site as illustrated in **Figure 2**. Mechanism shall be either a bracket or other device that stabilizes the leg assembly when in the upright position and will allow the riser to fold flat against the base when struck by a vehicle.

Leg assemblies are to be supplied fully assembled.

Riser and base shall be 2" x 2" square post.. Posts shall be hot-dip galvanized steel that conforms to ASTM A653, G90 with a chromate conversion coating and a clear organic polymer topcoat. .

Posts shall have predrilled 7/16" (+/- 1/64") holes on 1" centers running the length of the posts on all four sides. Holes shall be on the centerline of each side in true alignment and opposite each other directly and diagonally. Holes shall be spaced so that when telescoping the uprights in to the riser sections of the leg assembly, the holes will line-up on all four sides.

Riser

Riser posts shall measure 2" x 2" x 1' (+/- 0.25")

Base

Base (feet) posts shall measure 2" x 2" x 5' (+/- 0.25")

PACKAGING:

Panel assemblies shall be delivered standing and securely banded together with no more than 25 per bundle. **Figure 3**

Leg assemblies shall be stacked on and securely banded to a pallet, 40-50 assemblies per pallet.

Bundles and pallets must be clearly labeled with the following:

- Company Name
- Brand/Manufacturer Name and/or Model Number
- LADOTD Product ID
- Purchase Order Number
- Quantity per Bundle/Pallet

WARRANTY:

Must include a standard manufacturer warranty.

APPROVED BRAND/MODEL:

Telespar or equal

Figure 1

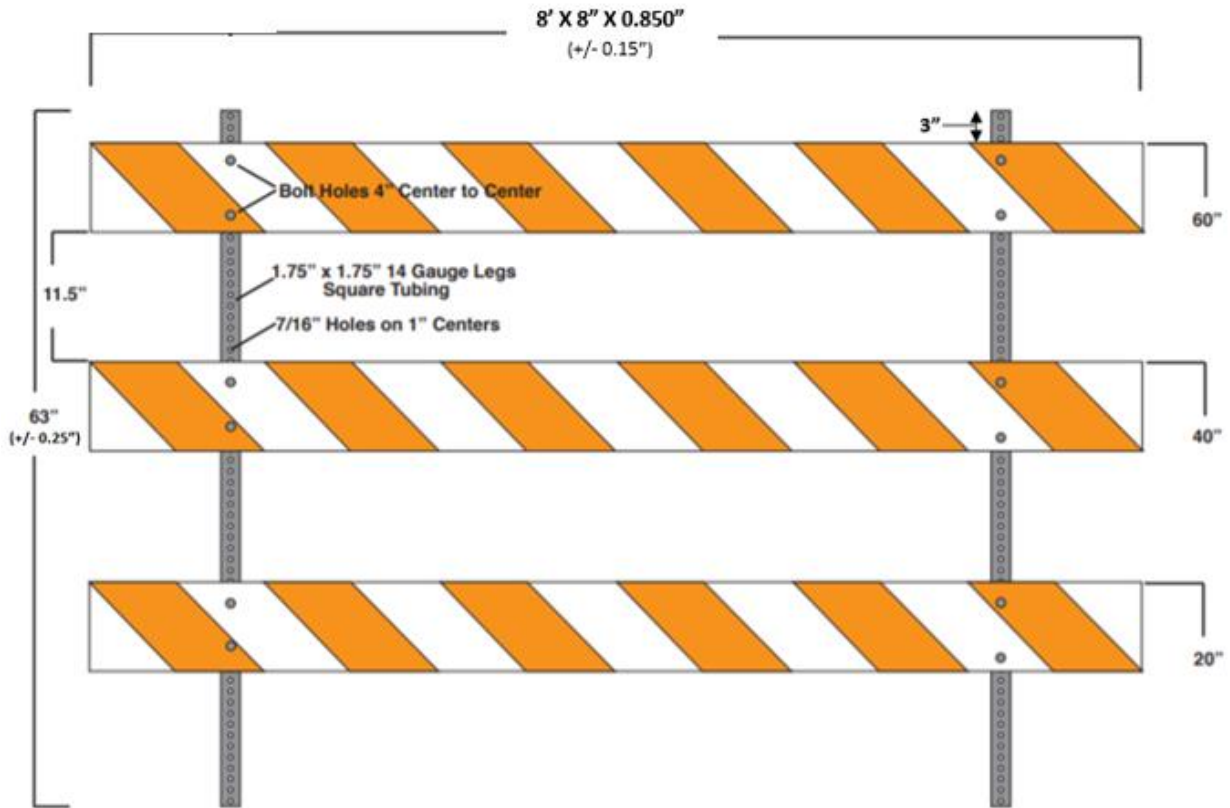


Figure 2

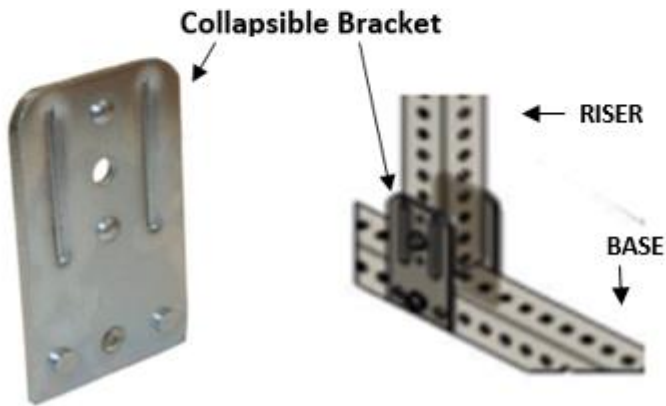
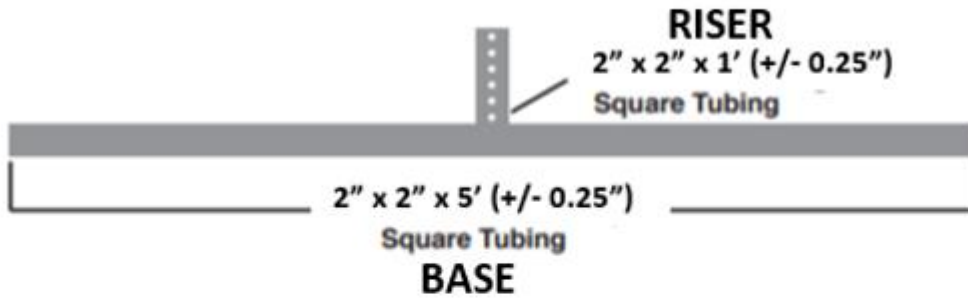


Figure 3

