



# JEFFERSON PARISH

## DEPARTMENT OF PURCHASING

CYNTHIA LEE SHENG  
PARISH PRESIDENT

RENNY SIMNO  
DIRECTOR

September 8, 2022

ADDENDUM # 1

Bid Number:50-00139502

Bid Opening Date: September 27, 2022

Description of Bid: Installation of an outdoor play structure at Claiborne Gardens walking track in Westwego for Jefferson Parish Parks and Recreation.

---

**Vendor questions and answers:**

1. Would you please share the playground design and drawings for the above referenced project?

ANSWER: Please see attached drawings.

Sincerely,

*Donna Reamey*

Buyer Name  
Buyer II

**Bidders must acknowledge all addenda on the bid form. Bidder acknowledges receipt of this addendum on the bid form by indicating the addendum number listed above. Failure to list each addenda number on the bid form will result in bid rejection.**

This addendum is a part of the contract documents and modifies the original bidding documents and specifications. The contents of this addendum shall be included in the contract documents. Changes made by this addendum shall take precedence over the documents of earlier date.

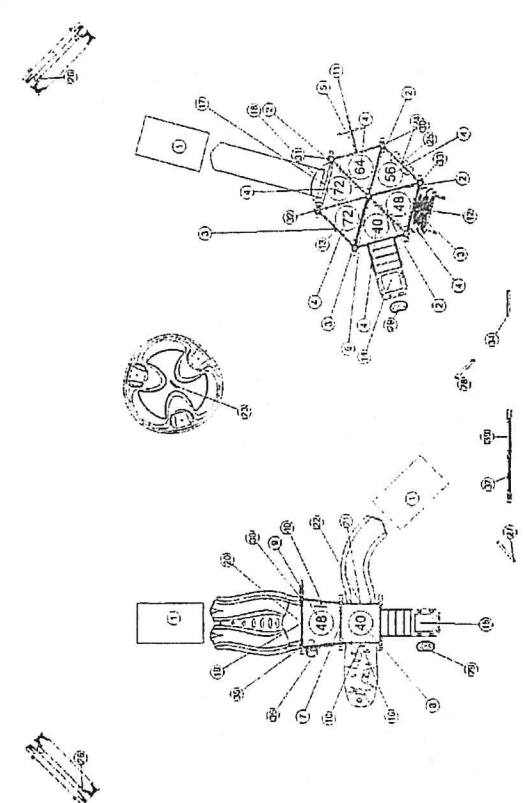
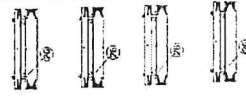
JOSEPH S. YENNI BUILDING - 1221 ELMWOOD PARK BLVD - SUITE 404 - JEFFERSON, LA 70123 - PO BOX 10242 JEFFERSON, LA 70181-0242  
OFFICE 504.364-2678

GENERAL GOVERNMENT BUILDING - 200 DERBIGNY ST - SUITE 4400 - GRETNA, LA 70053 - PO BOX 9 - GRETNA - LA 70054  
OFFICE 504.364.2678

EMAIL: [PURCHASING@JEFFPARISH.NET](mailto:PURCHASING@JEFFPARISH.NET)

WEBSITE: [WWW.JEFFPARISH.NET](http://WWW.JEFFPARISH.NET)

ITEM	COMP.	DESCRIPTION
1	046-0536	PLAYMAT 3' X 5' X 2"
2	270-0009	6' CLOSURE PLATE, ELIPSE
3	270-0112	UNITARY ENCLOSURE
4	270-0129	TRIANGLE PLATFORM
5	270-0269	NUCLEUS STANCHION
6	270-0298	ABSTRACT PLATFORM LADDER
7	290-0101	6' CLOSURE PLATE
8	290-0102	SQUARE PLATFORM
9	290-0103	TRAPEZOID PLATFORM
10	290-0111	CLIMBER ENCLOSURE 2-5
11	370-0093	LINING RING CLIMBER 58"-72"
12	370-0095	JUNGLE VINE CLIMBER 48"
13	370-0685	TREE BRANCH CLIMBER 72"
14	370-1658	TRANSFER STATION, HANDRAIL
15	390-0148	TRANSFER STATION, HANDRAIL
16	390-0223	ASCEND ROCK CLIMBER 32'-40'
17	470-0754	VELO SLIDE 64'-72" W/O HOOD
18	470-0904	SLIDE HOOD, LOW SIDE WALL
19	490-0137	LUGE SLIDE 48'-58"
20	490-0138	DOUBLE SLIDE SIT DOWN BAR
21	490-0141	SLIDE SIT DOWN BAR
22	490-0186	MONACO SLIDE, 32'-40"
23	560-2579	VOLTA INCLUSIVE SPINNER
24	570-0494	BURKE MART PANEL, BELOW PL
25	570-1656	3-IN-A-ROW PANEL, ABOVE PLA
26	580-0180	6' PVC, 1" TRADITIONAL BENCH W/
27	580-1021	FS SIGN, AGES 2.5 BOTH SIDES
28	580-1022	FS SIGN, AGES 5-12 BOTH SIDES
29	580-1364	L.I. NOVO BEAN STEP
30	590-1391	BIBA RED MARKER, CLIMBERS
31	590-1392	BIBA YELLOW MARKER, SLIDES
32	590-1393	BIBA PURPLE MARKER, OVERH
33	590-1395	BIBA ORANGE MARKER, BRIDGE
34	590-1398	WELCOME SIGN, BIBA, AGES 5-1
35	590-0122	DRUM CRESCENT PANEL
36	590-0134	CHIMES PANEL, 2.5 ABOVE PLA
37	590-0190	COLLISION PANEL, BELOW PLA
38	590-0192	RAIN CRESCENT PANEL
39	590-0167	HIDE THE NUMBERS 2-SIDE/DPL
40	590-0407	PIPE WALL WHISTERING WHICHEL

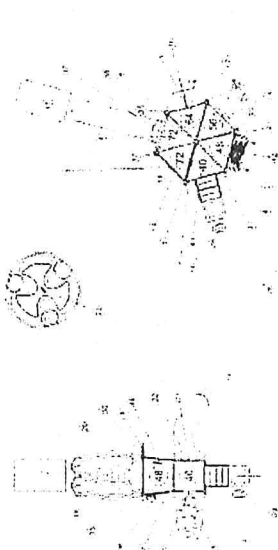


**Burke**

SERIES: Basics, Specialty Items, Nucleus, Synergy, Airborne Gardens Walking Track  
 COMPONENT PLAN  
 DRAWN BY: John Uelmen  
 9411 E. Clark Lane  
 Bridge City, LA 70094

BCI Burke Company, LLC PO Box 549 Fond du Lac, Wisconsin 54936-0549 Telephone 920-921-9220

ITEM	QTY	DESCRIPTION
1	100000	PLAYMATE 1/2 X 1/2
2	200000	CHURCH PLANT CLIPSE
3	100000	WATER FOUNTAIN
4	100000	WATER FOUNTAIN
5	200000	WATER FOUNTAIN
6	200000	WATER FOUNTAIN
7	200000	WATER FOUNTAIN
8	200000	WATER FOUNTAIN
9	200000	WATER FOUNTAIN
10	200000	WATER FOUNTAIN
11	200000	WATER FOUNTAIN
12	200000	WATER FOUNTAIN
13	200000	WATER FOUNTAIN
14	200000	WATER FOUNTAIN
15	200000	WATER FOUNTAIN
16	200000	WATER FOUNTAIN
17	200000	WATER FOUNTAIN
18	200000	WATER FOUNTAIN
19	200000	WATER FOUNTAIN
20	200000	WATER FOUNTAIN
21	200000	WATER FOUNTAIN
22	200000	WATER FOUNTAIN
23	200000	WATER FOUNTAIN
24	200000	WATER FOUNTAIN
25	200000	WATER FOUNTAIN
26	200000	WATER FOUNTAIN
27	200000	WATER FOUNTAIN
28	200000	WATER FOUNTAIN
29	200000	WATER FOUNTAIN
30	200000	WATER FOUNTAIN
31	200000	WATER FOUNTAIN
32	200000	WATER FOUNTAIN
33	200000	WATER FOUNTAIN
34	200000	WATER FOUNTAIN
35	200000	WATER FOUNTAIN
36	200000	WATER FOUNTAIN
37	200000	WATER FOUNTAIN
38	200000	WATER FOUNTAIN
39	200000	WATER FOUNTAIN
40	200000	WATER FOUNTAIN



SERIES: Basics, Specialty Items, Nucleus, Synchro  
 COMPONENT PLAN  
 DRAWN BY: John Uolmon  
 9411 E. Clark Lane  
 Bridge City, LA 70094  
 BCI Burke Company, IIC PO Box 549 Fond du Lac, Wisconsin 54336-0549 Telephone 920-921-9220

